

**WORK HARD.
SWEAT BLUE.™**



CHANNEL LOCK®

CONTENTS

COMPANY STORY	3
TONGUE AND GROOVE	4-7
STRAIGHT JAW	5-6
SMOOTH JAW	6
V-JAW	6
NUTBUSTER™	7
GRIPLOCK®	7
OIL FILTER/PVC PLIER	7
CUTTING PLIERS	8-11
CONCRETOR'S NIPPERS	12-13
LINEMEN'S	14-17
LONG NOSE PLIERS	18-21
LONG REACH PLIERS	21
SLIP JOINT PLIERS	22-24
HOSE CLAMP	24
CODE BLUE™ PLIERS	25-28
LITTLE CHAMP®	29-31
INSULATED PLIERS	32-35
ADJUSTABLE WRENCHES	36-37
SPECIAL PURPOSE PLIERS	38-41
SCREWDRIVERS / NUTDRIVERS	42-44
CODE BLUE™	43
CUSHION GRIP	44
MERCHANDISERS / GIFT SETS	45-51
PROFITURN CENTER®	51

PAGE	TABLE DES MATIÈRES
3	HISTOIRE DE LA SOCIÉTÉ
4-7	PINCES MULTIPRISE
5-6	PINCES À BEC DROIT
6	PINCES À MACHOIRES LISSES
6	PINCES À MACHOIRES EN V
7	PINCES NUTBUSTER™
7	PINCES GRIPLOCK®
7	PINCE À FILTRE D'HUILE/PVC
8-11	PINCES COUPANTES
12-13	TENAILLES RUSSES
14-17	PINCES POUR LIGNARDS
18-21	PINCES À LONG BEC
21	PINCES EXTRA-LONGUES
22-24	PINCES À CHARNIÈRE COULISSANTE
24	COLLIER DE DURITE
25-28	PINCES CODE BLUE™
29-31	PINCES LITTLE CHAMP®
32-35	PINCES À BRANCHES ISOLANTES
36-37	CLÉS À MOLETTE
38-41	PINCES SPÉCIALES
42-44	TOURNEVIS/TOURNEVIS À DOUILLE
43	CODE BLUE™
44	À POIGNÉE REMBOURRÉE
45-51	PRESENTOIRS/KITS
51	PROFITURN CENTER®

PAGE	ÍNDICE	PÁGINA
3	HISTORIA DE LA EMPRESA	3
4-7	PINZAS DE EXTENSIÓN	4-7
5-6	MORDAZA RECTA	5-6
6	MORDAZA LISA	6
6	MORDAZA EN V	6
7	NUTBUSTER™	7
7	GRIP LOCK®	7
7	PINZAS PARA FILTRO DE ACEITE/PVC	7
8-11	ALICATES DE CORTE	8-11
12-13	TENAZAS PARA CONSTRUCTORES	12-13
14-17	PINZAS PARA ELECTRICISTAS	14-17
18-21	PINZAS DE PUNTA LARGA	18-21
21	ALICATES DE LARGO ALCANCE	21
22-24	PINZAS DE UNIÓN MÓVIL	22-24
24	ABRAZADERA DE MANGUERAS	24
25-28	PINZAS CODE BLUE™	25-28
29-31	PINZA CON MANGO ERGONÓMICO LITTLE CHAMP®	29-31
32-35	PINZA CON MANGO ERGONÓMICO	32-35
36-37	LLAVES AJUSTABLES	36-37
38-41	PINZAS PARA TRABAJOS ESPECIALES	38-41
42-44	DESTORNILLADORES/DESARMADORES DE CAJA	42-44
43	CODE BLUE™	43
44	MANGO ACOJINADO	44
45-51	EXHIBIDORES/JUEGOS DE REGALO	45-51
51	CENTRO PROFITURN®	51

CHANNELLOCK® Tools

The quality of CHANNELLOCK® tools reflects a tradition of dedication to excellence maintained for well over a century. We are proud of the men and women who carry on this tradition and thus give substance to our pledge . . .

FOR YOU WHO WANT THE BEST

Outils CHANNELLOCK®

La qualité des outils CHANNELLOCK® est le fruit de plus de cent ans d'excellence. Nous sommes fiers des hommes et des femmes qui poursuivent cette tradition et qui donnent ainsi toute sa valeur à notre engagement . . .

POUR CEUX QUI NE VEULENT QUE CE QUI SE FAIT DE MIEUX

Herramientas CHANNELLOCK®

La calidad de las herramientas CHANNELLOCK® refleja una tradición de dedicación a la excelencia que ha sido mantenida por más de un siglo. Nos sentimos orgullosos de los hombres y mujeres que han continuado esta tradición y que de ese modo dan solidez a nuestra promesa . . .

PARA USTED, QUE DESEA LO MEJOR

IMPORTANT NOTES:

The words CHANNELLOCK BLUE® and the color identified by those words are registered trademarks of Channellock, Inc.

CHANNELLOCK BLUE® plastic grips are offered for hand comfort.

REMARQUES IMPORTANTES :

Les mots CHANNELLOCK BLUE® (bleu Channellock) et la couleur à laquelle ils réfèrent sont des marques déposées de Channellock, Inc.

Les poignées en plastique CHANNELLOCK BLUE® sont destinées à améliorer le confort de vos mains.

NOTAS IMPORTANTES:

Las palabras CHANNELLOCK BLUE® y el color identificado por dichas palabras son marcas registradas de Channellock, Inc.

Los empuñaduras plásticas CHANNELLOCK BLUE® se ofrecen para la comodidad de las manos.

REGISTERED TRADEMARKS:

MARQUES DÉPOSÉES :
MARCAS REGISTRADAS:



CHANNELLOCK®

CHANNELLOCK BLUE®

PermaLock®

LITTLE CHAMP®

GRIPLOCK®

TOG-L-LOK®

BIGAZZ®

PROFITURN CENTER®

NUTBUSTER™

420®

430®

440®

WIREMASTER™

SAFE-T-STOP®*

POSI-GRIP™

WARNING: This product contains a chemical known to the State of California to cause cancer.

*Patent Number 5,134,908



CHANNELLOCK, INC. • Meadville, PA 16335, U.S.A. • Phone 800-724-3018 • Fax 800-962-2583
International Phone 814-337-9360 • International Fax 814-336-2477
www.channellock.com

At Channellock, Inc. our mission is to be a World Class Organization. We owe our long history and outstanding success to the American free enterprise system. In 1886, blacksmith George B. DeArment decided to improve on the farriers' hand tools available at the time. In his spare time, he designed and hand-forged his own. The tools were quickly recognized as superior to those previously available.

DeArment's original manufacturing and distribution plan was simple:

"Hand forge tools during the winter months. In spring, load up a wagon with tools and sell them from town to town until sold out. Then sell the horse and wagon and return home on the train."

Thus was born a fledgling tool making enterprise, the offspring of a blacksmith's desire to improve what he had and offer better quality tools to his fellow tradesmen.

We have come a long way since our modest beginning. After 120 years, Channellock has become an international leader in the manufacture and distribution of the finest quality pliers and other hand tools. We remain owned and operated by the DeArment family. William S. DeArment, president and CEO represents the fourth generation to lead our 120 year-old company. Our company headquarters and two manufacturing facilities are located in Meadville, Pennsylvania, just a few short miles from where George B. DeArment had his blacksmith shop.

Channellock is best known for the tongue & groove pliers – designed by our chief engineer, Howard Manning – and patented by Channellock in 1933. Since then, Channellock has received four additional patents improving the tongue & groove pliers. Along with 22 models of tongue and groove pliers, Channellock offers well over 100 models of long nose, linemen's, slip-joint and cutting pliers; adjustable wrenches, screwdrivers, nut drivers, wiring tools and specialty hand tools.



George B. DeArment (1853-1917) Founder



Nearly all Channellock tools can be readily identified by their trademarked CHANNELLOCK BLUE® comfort grips.

In a proactive effort to adapt for the changing demands of an international marketplace, Channellock created a strategic plan called "Vision Blue." The goals of "Vision Blue" are to continuously improve customer service as well as the quality of our products. In order to accomplish these goals, Channellock embarked on an aggressive program of capital expenditures, continuous quality improvement and associate involvement. The result of these concerted efforts has not only been realization of our "Vision Blue" goals, but also ISO 9001-2000 certification. Our ISO 9001-2000 certification identifies Channellock as an international leader in comprehensive quality control standards.

Ralph Waldo Emerson observed that a successful enterprise is the lengthened shadow of a man. The shadow of our founder, George B. DeArment still leads the way in spirit for the little company he founded in his blacksmith shop 120 years ago. His basic tenets still prevail at Channellock:

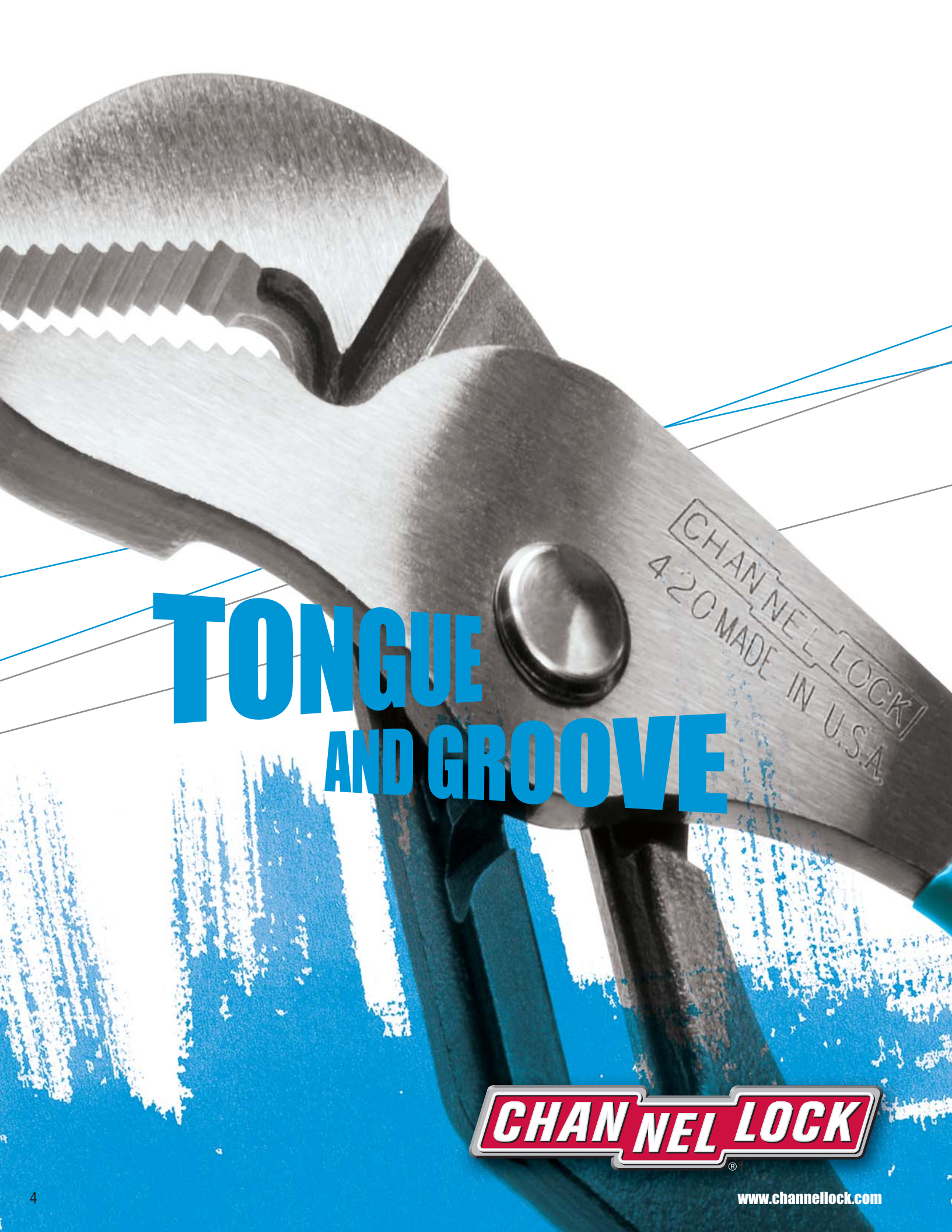
- *Good management is never far from the factory floor.*
- *Bigger does not always mean better.*
- *People count more than machines.*
- *Dedication to excellence is the surest way to surmount adversity and to prosper . . .*

and most importantly, *our greatest assets do not appear on the balance sheet: OUR CUSTOMERS!*



WORK HARD. SWEAT BLUE.™

CHANNELLOCK, INC. • Meadville, Pennsylvania 16335



TONGUE AND GROOVE

CHANNEL LOCK
420 MADE IN U.S.A.

CHANNEL LOCK[®]

TONGUE AND GROOVE



CHANNELLOCK® uses high carbon C1080 steel for superior performance on the job, and an electronic coating for ultimate rust prevention.

CHANNELLOCK® utilise un acier C1080 à haute teneur en carbone de performances supérieures, à poli électrolytique pour une protection parfaite contre la rouille.

CHANNELLOCK® utiliza acero al alto carbono C1080 para lograr un rendimiento superior en el trabajo y una capa depositada electrónicamente para la máxima prevención de la oxidación.

PermaLock® fastener eliminates nut and bolt failure.

Le rivet PermaLock® élimine le risque d'une rupture de la charnière.

Sistema de fijación PermaLock® elimina las fallas de los pernos y las tuercas.



Right angle, laser heat-treated teeth grip better and last longer than all global competitors.

Des dents biseautées en angle droit et thermotraitées au laser assurent une meilleure prise et une bien plus grande durabilité que les outils concurrents.

Dientes en ángulo recto y termotratados por láser agarran mejor y duran más que los de los demás competidores del mundo.

Patented reinforcing edge minimizes stress breakage.

Le rebord de renforcement breveté minimise les cassures.

Borde de refuerzo patentado que minimiza la ruptura por tensión.

Undercut tongue and groove won't slip.

Les encoches profondes de l'axe d'articulation évitent tout glissement accidentel.

Perfil de ranura y lengüeta permite un agarre perfecto sin riesgo de que se zafe.

CHANNELLOCK BLUE® comfort grips.

Poignées de confort CHANNELLOCK BLUE®

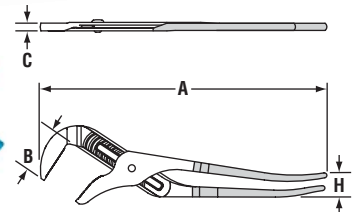
Empuñaduras cómodas CHANNELLOCK BLUE®.

STRAIGHT JAW

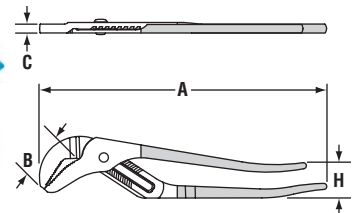
BigAzz

Features

- Big as the job. Big as you need.
- Toujours à la hauteur de la tâche.
- Grande como el trabajo, tan grande como la necesite.



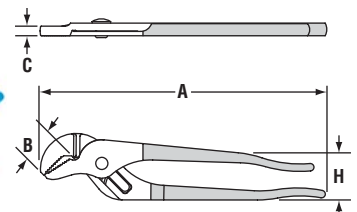
PLIER	A OVERALL LENGTH		B JAW LENGTH		C JOINT THICKNESS		H HANDLE SPAN		WEIGHT		NUMBER OF ADJUSTMENTS	JAW CAPACITY	
	in	mm	in	mm	in	mm	in	mm	pounds	grams		in	mm
480	20.25	514.35	3.00	76.20	0.59	14.99	3.31	84.07	3.81	1728.19	12	5.50	139.70



PLIER	A OVERALL LENGTH		B JAW LENGTH		C JOINT THICKNESS		H HANDLE SPAN		WEIGHT		NUMBER OF ADJUSTMENTS	JAW CAPACITY	
	in	mm	in	mm	in	mm	in	mm	pounds	grams		in	mm
460	16.50	419.10	2.56	65.02	0.59	14.99	1.93	49.02	3.14	1424.28	8	4.25	107.95
440°	12.00	304.80	1.50	38.10	0.50	12.70	1.81	45.97	1.64	743.89	7	2.25	57.15
430°	10.00	254.00	1.38	35.05	0.44	11.18	2.13	54.10	1.18	535.24	7	2.00	50.80
420°	9.50	241.30	1.12	28.45	0.47	11.94	1.57	39.88	0.87	394.63	5	1.50	38.10
426	6.50	165.10	0.81	20.57	0.47	11.94	1.69	42.93	0.37	167.83	5	0.87	22.10

Features

- Patented SAFE-T-STOP® feature prevents finger pinch.
- Lower jaw combines with expanded reinforcing rib to prevent handles from contacting each other.
- Dispositif de sûreté breveté SAFE-T-STOP®, contre les pincements de doigt.
- La position de la mâchoire inférieure combinée à une crête de renforcement élargie empêche les poignées d'entrer en contact l'une avec l'autre.
- La característica patentada SAFE-T-STOP® previene pincharse los dedos.
- La mordaza inferior se combina con un borde saliente de refuerzo extendido para impedir que las empuñaduras hagan contacto entre sí.



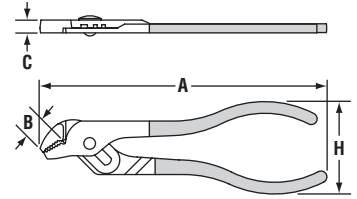
PLIER	A OVERALL LENGTH		B JAW LENGTH		C JOINT THICKNESS		H HANDLE SPAN		WEIGHT		NUMBER OF ADJUSTMENTS	JAW CAPACITY	
	in	mm	in	mm	in	mm	in	mm	pounds	grams		in	mm
421	9.50	241.30	1.12	28.45	0.47	11.94	1.57	39.88	0.82	371.95	5	1.50	38.10
428	8.00	203.20	1.12	28.45	0.40	10.16	1.57	39.88	0.79	358.34	4	1.50	38.10

e-mail: pliers@channellock.com

CHANNEL LOCK

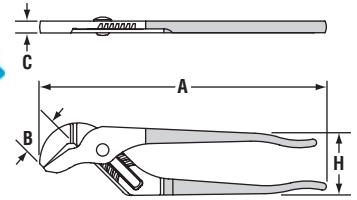
WORK HARD. SWEAT BLUE.™

STRAIGHT JAW



PLIER	A OVERALL LENGTH		B JAW LENGTH		C JOINT THICKNESS		H HANDLE SPAN		WEIGHT		NUMBER OF ADJUSTMENTS	JAW CAPACITY	
	in	mm	in	mm	in	mm	in	mm	pounds	grams		in	mm
424	4.50	114.30	0.33	8.38	0.13	3.30	1.26	32.00	0.12	54.43	3	0.50	12.70

SMOOTH JAW

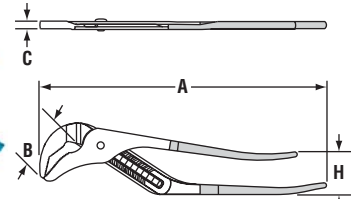



PLIER	A OVERALL LENGTH		B JAW LENGTH		C JOINT THICKNESS		H HANDLE SPAN		WEIGHT		NUMBER OF ADJUSTMENTS	JAW CAPACITY	
	in	mm	in	mm	in	mm	in	mm	pounds	grams		in	mm
415	10.00	254.00	1.38	35.05	0.44	11.18	2.13	54.10	0.98	444.52	7	2.00	50.80

Features

- Smooth jaws for non-marring surfaces (PVC pipe, chromes, etc.).
- Mâchoires lisses pour surfaces non rayables (tuyaux PVC, chromes, etc.)
- Mordazas lisas que no dañan las superficies (para tuberías de PVC, cromos, etc.).

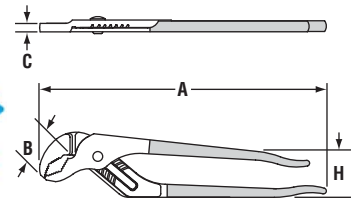
V-JAW



PLIER	A OVERALL LENGTH		B JAW LENGTH		C JOINT THICKNESS		H HANDLE SPAN		WEIGHT		NUMBER OF ADJUSTMENTS	JAW CAPACITY	
	in	mm	in	mm	in	mm	in	mm	pounds	grams		in	mm
483	20.25	514.35	3.19	81.03	0.54	13.72	2.94	74.68	3.74	1696.44	12	5.50	139.70
463	16.50	419.10	1.08	27.43	0.48	12.19	1.93	49.02	2.71	1229.23	8	4.25	107.95

Features

- V-Jaws give you more points of contact on round stock and tubing.
- Les mâchoires en V augmentent le nombre de points de contact sur les pièces arrondies et sur les tuyaux.
- Las mordazas en V le ofrecen más puntos de contacto para materiales y tubos redondos.



PLIER	A OVERALL LENGTH		B JAW LENGTH		C JOINT THICKNESS		H HANDLE SPAN		WEIGHT		NUMBER OF ADJUSTMENTS	JAW CAPACITY	
	in	mm	in	mm	in	mm	in	mm	pounds	grams		in	mm
442	12.00	304.80	1.50	38.10	0.50	12.70	1.69	42.93	1.78	807.39	7	2.25	57.15
432	10.00	254.00	1.37	34.80	0.43	10.92	2.20	55.88	0.95	430.91	7	2.00	50.80
422	9.50	241.30	1.12	28.45	0.47	11.94	1.57	39.88	0.84	381.02	5	1.50	38.10

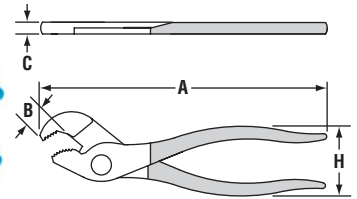
TONGUE AND GROOVE



NUTBUSTER™

Features

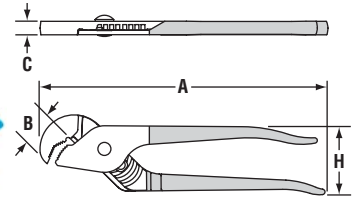
- Parrot nose ideal for round surfaces.
- Improved – Greater jaw capacity with PermaLock® fastener.
- Bec de perroquet idéal pour les surfaces arrondies.
- Plus grande capacité d'ouverture des mâchoires grâce au rivet PermaLock®.
- Pico de Loro ideal para las superficies redondas.
- Mejorado: Mayor capacidad en la mordaza con sistema de fijación PermaLock®



PLIER	A OVERALL LENGTH		B JAW LENGTH		C JOINT THICKNESS		H HANDLE SPAN		WEIGHT		NUMBER OF ADJUSTMENTS	JAW CAPACITY	
	in	mm	in	mm	in	mm	in	mm	pounds	grams		in	mm
307	7.00	177.80	0.45	11.43	0.28	7.11	1.89	48.01	0.41	185.97	2	0.63	16.00

Features

- Parrot nose ideal for round surfaces.
- Bec de perroquet idéal pour les surfaces arrondies.
- Pico de Loro ideal para las superficies redondas.

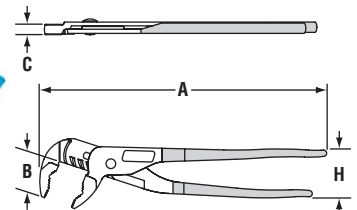


PLIER	A OVERALL LENGTH		B JAW LENGTH		C JOINT THICKNESS		H HANDLE SPAN		WEIGHT		NUMBER OF ADJUSTMENTS	JAW CAPACITY	
	in	mm	in	mm	in	mm	in	mm	pounds	grams		in	mm
410	9.50	241.30	1.12	28.45	0.44	11.18	2.17	55.12	1.41	639.57	4	1.12	28.45
414	13.50	342.90	1.63	41.40	0.50	12.70	2.20	55.88	2.41	1093.16	6	2.00	50.80

GRIPLOCK®

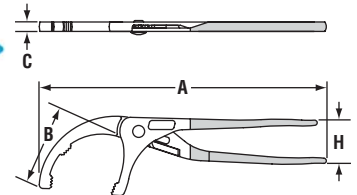
Features

- Ergonomically designed offset head for greater leverage.
- Special jaw design accommodates many shapes.
- Tête décalée ergonomique pour accroître la force de levier.
- Mâchoires spécialement conçues pour un usage polyvalent.
- Cabezal excéntrico de diseño ergonómico que ofrece mayor palanca.
- El diseño especial de la mordaza acepta muchas formas.




PLIER	A OVERALL LENGTH		B JAW LENGTH		C JOINT THICKNESS		H HANDLE SPAN		WEIGHT		NUMBER OF ADJUSTMENTS	JAW CAPACITY	
	in	mm	in	mm	in	mm	in	mm	pounds	grams		in	mm
GL-6	6.50	165.10	1.00	25.40	0.25	6.35	2.01	51.05	0.35	158.76	5	1.06	26.92
GL-10	9.50	241.30	1.34	34.04	0.36	9.14	2.17	55.12	0.78	353.80	5	1.25	31.75
GL-12	12.50	317.50	1.77	44.96	0.48	12.19	2.52	64.01	1.60	725.75	6	2.25	57.15

OIL FILTER/PVC PLIER



PLIER	A OVERALL LENGTH		B JAW LENGTH		C JOINT THICKNESS		H HANDLE SPAN		WEIGHT		NUMBER OF ADJUSTMENTS	JAW CAPACITY			
	in	mm	in	mm	in	mm	in	mm	pounds	grams		MIN. in	mm	MAX. in	mm
209	9.00	228.60	1.75	44.45	0.43	10.92	1.61	40.89	0.51	231.33	4	1.75	44.45	3.50	88.90
212	12.00	304.80	2.52	64.01	0.39	9.91	1.77	45.96	1.11	503.49	5	2.75	69.85	4.25	107.95
215	15.50	393.70	3.50	88.90	0.51	12.95	1.77	45.96	2.08	943.47	6	2.50	63.50	5.50	139.70




CUTTING PLIERS

CHANNELLOCK
MADE IN USA
NO 447



CUTTING PLIERS

NOT ALL CUTTING EDGES ARE THE SAME...



Laser heat-treated cutting edges last 3X longer than any plier on the planet.

Les surfaces de coupe thermotraitées au laser durent 3 fois plus longtemps que toute autre pince sur la planète.

Filos termotratados por láser duran 3 veces más que los de cualquier otra pinza en el planeta.



CHANNELLOCK® uses high carbon C1080 steel for superior performance on the job, and an electronic coating for ultimate rust prevention.

CHANNELLOCK® utilise un acier C1080 à haute teneur en carbone de performances supérieures, à poli électrolytique pour une protection parfaite contre la rouille.

CHANNELLOCK® utiliza acero al alto carbono C1080 para lograr un rendimiento superior en el trabajo y una capa depositada electrónicamente para la máxima prevención de la oxidación.

TYPES OF CUTTING EDGES

Only CHANNELLOCK® uses a knife and anvil style cutting edge to ensure perfect mating and superior cutting edge life.

Seul CHANNELLOCK® utilise un rebord de coupe de type couteau sur enclume, afin d'assurer un parfait alignement et une durabilité supérieure des tranchants.

Sólo CHANNELLOCK® utiliza filos estilo cuchillo de corte "punto y plano" que aseguran el alineamiento perfecto y una mayor duración.




Knife Anvil

Channellock's knife and anvil cutters ensure proper cutting edge alignment, resulting in a clean cut every time.

La conception couteau sur surface d'appui des tranchants assure un alignement correct et donc une coupe propre en toutes circonstances.

Los cortadores tipo cuchillo de "punto y plano" Channellock aseguran el alineamiento correcto del filo, resultando siempre en un corte preciso.

VS.



Double Sharp

Most manufacturers use two sharp edges which can eventually become misaligned, losing their cutting effectiveness over time.

La plupart des fabricants utilisent deux tranchants de coupe. Ceux-ci perdent leur alignement avec le temps, et donc leur efficacité.

La mayoría de los fabricantes utilizan dos bordes afilados que finalmente se desalinean, y pierden su eficacia de corte con el paso del tiempo.

CHANNELLOCK BLUE® grips for comfort.

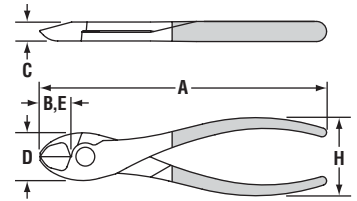
Poignées de confort CHANNELLOCK BLUE®
Empuñaduras CHANNELLOCK BLUE® para la comodidad de las manos.

PLIER	PIANO WIRE		SUGGESTED WIRE CUTTING CAPACITIES (by Diameter)								SOFT WIRE			
	MIN. DIA.		MAX. DIA.		HARD WIRE		MEDIUM HARD WIRE		MAX. DIA.		MAX. DIA.			
	in	mm	in	mm	in	mm	in	mm	in	mm	in	mm		
326	0.080	2.032	0.080	2.032	0.047	1.194	0.091	2.311	0.047	1.194	0.091	2.311	0.162	4.115
317	0.070	1.778	0.091	2.311	0.047	1.194	0.091	2.311	0.047	1.194	0.091	2.311	0.162	4.115
318	0.063	1.600	0.091	2.311	0.047	1.194	0.091	2.311	0.047	1.194	0.091	2.311	0.162	4.115
347	0.070	1.778	0.091	2.311	0.047	1.194	0.091	2.311	0.047	1.194	0.091	2.311	0.162	4.115
348	0.070	1.778	0.091	2.311	0.047	1.194	0.091	2.311	0.047	1.194	0.091	2.311	0.162	4.115
3047	0.070	1.778	0.091	2.311	0.047	1.194	0.091	2.311	0.047	1.194	0.091	2.311	0.162	4.115
3048	0.070	1.778	0.091	2.311	0.047	1.194	0.091	2.311	0.047	1.194	0.091	2.311	0.162	4.115
3248	0.077	1.956	0.091	2.311	0.047	1.194	0.091	2.311	0.047	1.194	0.091	2.311	0.162	4.115
349	0.047	1.194	0.091	2.311	0.047	1.194	0.091	2.311	0.047	1.194	0.091	2.311	0.162	4.115
350S	0.047	1.194	0.091	2.311	0.047	1.194	0.091	2.311	0.047	1.194	0.091	2.311	0.162	4.115
351S	0.047	1.194	0.091	2.311	0.047	1.194	0.091	2.311	0.047	1.194	0.091	2.311	0.162	4.115
369	0.047	1.194	0.091	2.311	0.047	1.194	0.091	2.311	0.047	1.194	0.091	2.311	0.162	4.115
337	0.063	1.600	0.091	2.311	0.047	1.194	0.091	2.311	0.047	1.194	0.091	2.311	0.162	4.115
338	0.063	1.600	0.091	2.311	0.047	1.194	0.091	2.311	0.047	1.194	0.091	2.311	0.162	4.115
435	0.063	1.600	0.080	2.032	0.047	1.194	0.091	2.311	0.047	1.194	0.091	2.311	0.162	4.115
436	0.056	1.422	0.091	2.311	0.047	1.194	0.091	2.311	0.047	1.194	0.091	2.311	0.162	4.115
437	0.056	1.422	0.091	2.311	0.047	1.194	0.091	2.311	0.047	1.194	0.091	2.311	0.162	4.115
447	0.056	1.422	0.091	2.311	0.047	1.194	0.091	2.311	0.047	1.194	0.091	2.311	0.162	4.115
356	0.056	1.422	0.091	2.311	0.047	1.194	0.091	2.311	0.047	1.194	0.091	2.311	0.162	4.115
357	0.056	1.422	0.091	2.311	0.047	1.194	0.091	2.311	0.047	1.194	0.091	2.311	0.162	4.115
358	0.056	1.422	0.091	2.311	0.047	1.194	0.091	2.311	0.047	1.194	0.091	2.311	0.162	4.115
Following pliers recommended for hard, medium hard, and copper applications only.														
35-220	*	*	*	*	0.047	1.194	0.070	1.778	0.047	1.194	0.091	2.311	0.162	4.115
35-250	*	*	*	*	0.047	1.194	0.070	1.778	0.047	1.194	0.091	2.311	0.162	4.115
35-280	*	*	*	*	0.047	1.194	0.070	1.778	0.047	1.194	0.091	2.311	0.162	4.115
35-300	*	*	*	*	0.047	1.194	0.070	1.778	0.047	1.194	0.091	2.311	0.162	4.115
Following pliers recommended for medium hard, and copper applications only.														
148-10	*	*	*	*	*	*	*	*	0.047	1.194	0.091	2.311	0.162	4.115
148-14	*	*	*	*	*	*	*	*	0.047	1.194	0.091	2.311	0.162	4.115

* = Product not recommended for cutting this type of wire.

WIRE CLASSIFICATIONS	TENSILE STRENGTH	
	K PSI	N/mm2
PIANO WIRE - Hardened spring wire	280 - 360	1930 - 2500
HARD WIRE - Tempered spring wire	240 - 275	1650 - 1900
MEDIUM HARD WIRE - Tempered spring wire	180 - 235	1240 - 1620
SOFT WIRE - Copper and plastics	30	200

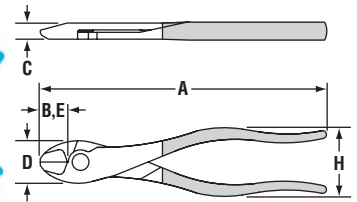
e-mail: pliers@channellock.com



Features

- High leverage
- Lap joint diagonal
- Grande force de levier
- Pincas obliques à charnière à emboîtement
- Alta palanca
- Diagonal con unión superpuesta

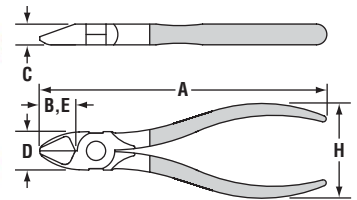
PLIER	A OVERALL LENGTH		B JAW LENGTH		C JOINT THICKNESS		D JOINT WIDTH		E CUTTING EDGE		H HANDLE SPAN		WEIGHT	
	in	mm	in	mm	in	mm	in	mm	in	mm	in	mm	pounds	grams
337	7.00	177.80	0.79	20.07	0.43	10.92	1.18	29.97	0.79	20.07	1.89	48.01	0.57	258.55



Features

- High leverage
- Lap joint diagonal
- Grande force de levier
- Pincas obliques à charnière à emboîtement
- Alta palanca
- Diagonal con unión superpuesta

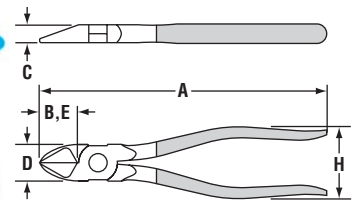
PLIER	A OVERALL LENGTH		B JAW LENGTH		C JOINT THICKNESS		D JOINT WIDTH		E CUTTING EDGE		H HANDLE SPAN		WEIGHT	
	in	mm	in	mm	in	mm	in	mm	in	mm	in	mm	pounds	grams
338	8.00	203.20	0.79	20.07	0.43	10.92	1.18	29.97	0.79	20.07	1.89	48.01	0.66	299.37



Features

- Box joint diagonal
- Pincas obliques à charnière entrecroisée
- Diagonal con unión de caja

PLIER	A OVERALL LENGTH		B JAW LENGTH		C JOINT THICKNESS		D JOINT WIDTH		E CUTTING EDGE		H HANDLE SPAN		WEIGHT	
	in	mm	in	mm	in	mm	in	mm	in	mm	in	mm	pounds	grams
435	5.00	127.00	0.87	22.10	0.43	10.92	0.69	17.53	0.87	22.10	1.89	48.01	0.28	127.01
436	6.00	152.40	0.85	21.59	0.43	10.92	0.81	20.57	0.85	21.59	1.89	48.01	0.42	190.51

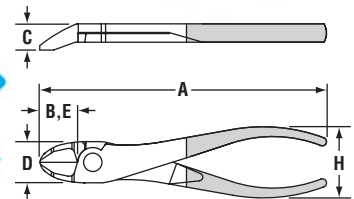


Features

- Box joint diagonal
- Pincas obliques à charnière entrecroisée
- Diagonal con unión de caja

PLIER	A OVERALL LENGTH		B JAW LENGTH		C JOINT THICKNESS		D JOINT WIDTH		E CUTTING EDGE		H HANDLE SPAN		WEIGHT	
	in	mm	in	mm	in	mm	in	mm	in	mm	in	mm	pounds	grams
437	7.00	177.80	1.00	25.40	0.49	12.45	0.94	23.88	1.00	25.40	1.89	48.01	0.52	235.87

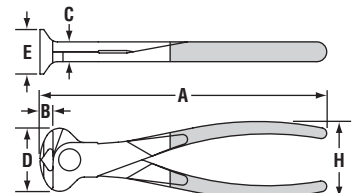
CUTTING PLIERS



Features

- High leverage
- Curved diagonal
- Grande force de levier
- Pincas obliques courbes
- Alta palanca
- Diagonal cabeza curva

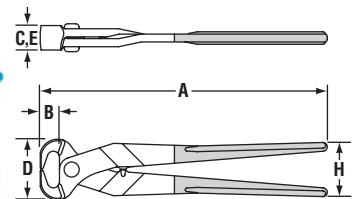
PLIER	A OVERALL LENGTH		B JAW LENGTH		C JOINT THICKNESS		D JOINT WIDTH		E CUTTING EDGE		H HANDLE SPAN		WEIGHT	
	in	mm	in	mm	in	mm	in	mm	in	mm	in	mm	pounds	grams
447	7.75	196.85	1.02	25.91	0.49	12.45	1.06	26.92	1.02	25.91	1.89	48.01	0.72	326.59



Features

- End cutting plier/nipper
- Pincas coupantes/cisailles en bout
- Alicante/tenaza de corte frontal

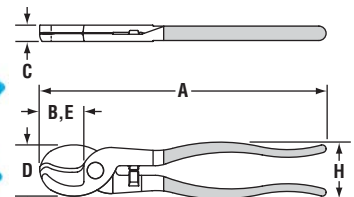
PLIER	A OVERALL LENGTH		B JAW LENGTH		C JOINT THICKNESS		D JOINT WIDTH		E CUTTING EDGE		H HANDLE SPAN		WEIGHT	
	in	mm	in	mm	in	mm	in	mm	in	mm	in	mm	pounds	grams
356	6.25	158.75	0.35	8.89	0.47	11.94	1.38	35.05	1.06	26.92	1.89	48.01	0.57	258.55
357	7.50	190.50	0.35	8.89	0.49	12.45	1.63	41.40	1.18	29.97	1.89	48.01	0.76	344.73
358	8.00	203.20	0.35	8.89	0.49	12.45	1.63	41.40	1.18	29.97	1.89	48.01	0.79	358.34



Features

- Heavy duty construction
- Ideal for cutting large nails
- Construction robuste
- Parfaites pour couper les gros clous
- Fabricada para el uso industrial
- Ideal para cortar clavos grandes

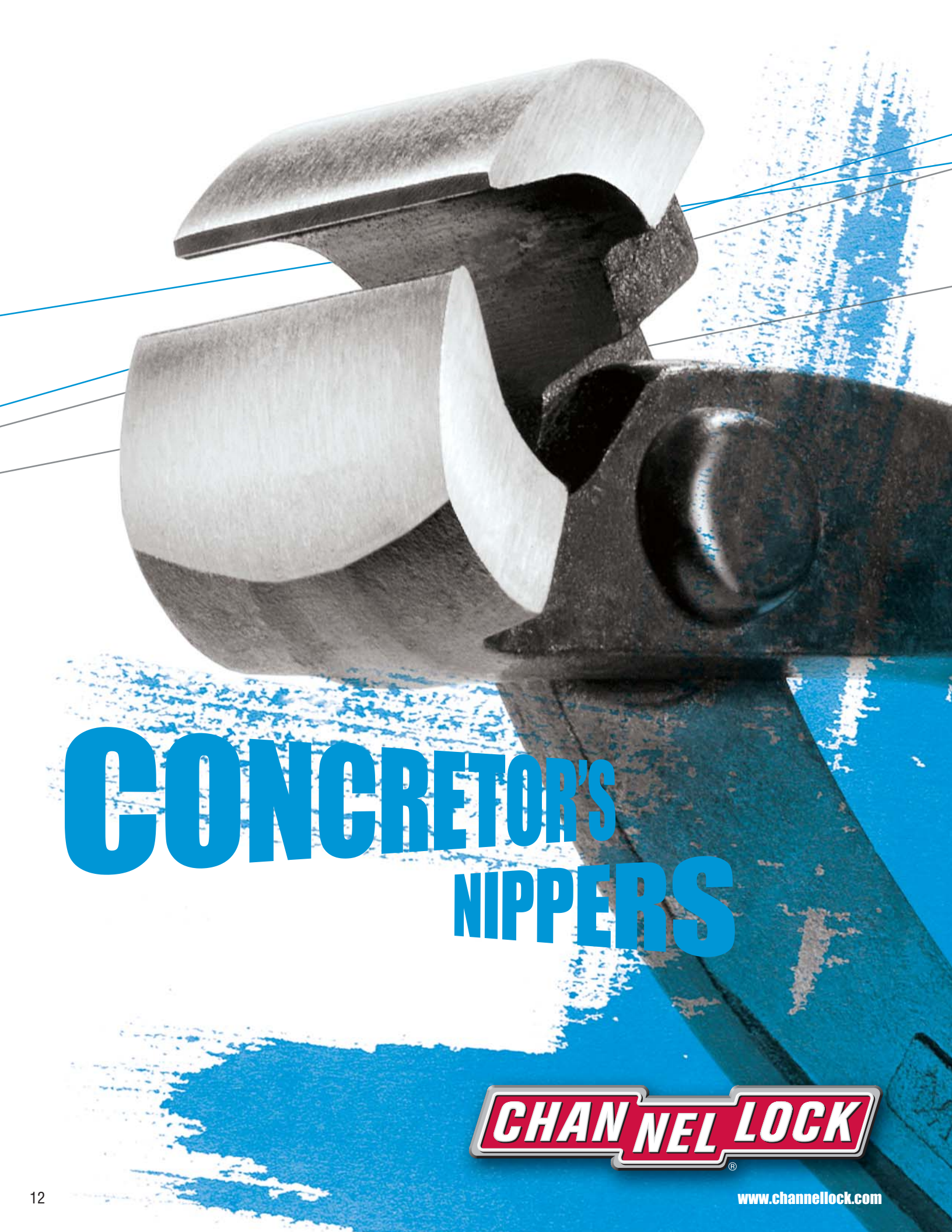
PLIER	A OVERALL LENGTH		B JAW LENGTH		C JOINT THICKNESS		D JOINT WIDTH		E CUTTING EDGE		H HANDLE SPAN		WEIGHT	
	in	mm	in	mm	in	mm	in	mm	in	mm	in	mm	pounds	grams
148-10	10.00	254.00	0.62	15.75	0.87	22.10	2.19	55.63	0.87	22.10	2.05	52.07	1.25	566.99
148-14	13.75	349.25	0.79	20.07	0.98	24.89	2.56	65.02	0.98	24.89	2.44	61.98	2.48	1124.91



Features

- Cable cutter
- Cuts up to 4/0 aluminum and 2/0 copper
- Not for steel or ACSR
- Coupe-câble
- Coupe jusqu'à des épaisseurs d'aluminium de 4/0 et de cuivre de 2/0.
- Ne coupe pas l'acier ou l'alu-acier.
- Cortador de cables
- Corta aluminio de hasta 4/0 y cobre de hasta 2/0
- Herramienta no adecuada para ACSR

PLIER	A OVERALL LENGTH		B JAW LENGTH		C JOINT THICKNESS		D JOINT WIDTH		E CUTTING EDGE		H HANDLE SPAN		WEIGHT	
	in	mm	in	mm	in	mm	in	mm	in	mm	in	mm	pounds	grams
911	9.50	241.30	1.40	35.56	0.51	12.95	1.61	40.89	1.40	35.56	1.89	48.01	0.90	408.23



CONCRETOR'S NIPPERS

CHANNEL LOCK[®]

CONCRETOR'S NIPPERS



Laser heat-treated cutting edges last 3X longer than any plier on the planet.
 Les surfaces de coupe thermotraitées au laser durent 3 fois plus longtemps que toute autre pince sur la planète.
 Filos termotratados por láser que duran 3 veces más que el filo de cualquier otra pinza en el planeta.

High carbon C1080 steel for superior performance on the job, and an electronic coating for ultimate rust prevention.

Acier C1080 à haute teneur en carbone de performance supérieure et poli électrolytique pour une protection parfaite contre la rouille.
 Acero al alto carbono C1080 para lograr la más alta resistencia y capa depositada electrónicamente para máxima prevención de la oxidación.



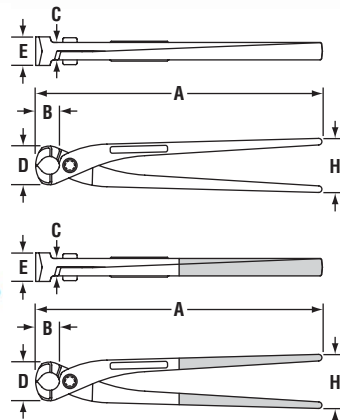
Only CHANNELLOCK® uses a knife and anvil style cutting edge to ensure perfect mating and superior cutting edge life.

Seul CHANNELLOCK® utilise un rebord de coupe de type couteau sur enclume, afin d'assurer un parfait alignement et une durabilité supérieure des tranchants.

Sólo CHANNELLOCK® utiliza filos estilo cuchillo de corte "punto y plano" que aseguran el alineamiento perfecto y una mayor duración.

CHANNELLOCK BLUE® grips for comfort.

Poignées de confort CHANNELLOCK BLUE®
 Empuñaduras CHANNELLOCK BLUE® para mayor comodidad de las manos.



PLIER	A OVERALL LENGTH		B JAW LENGTH		C JOINT THICKNESS		D JOINT WIDTH		E CUTTING EDGE		H HANDLE SPAN		WEIGHT	
	in	mm	in	mm	in	mm	in	mm	in	mm	in	mm	pounds	grams
35-220P	9.00	228.60	0.69	17.53	0.91	23.11	1.18	29.97	1.18	29.97	1.73	43.94	0.81	367.41
35-220	9.00	228.60	0.69	17.53	0.91	23.11	1.18	29.97	1.18	29.97	1.73	43.94	0.82	371.95
35-250P	10.00	254.00	0.83	21.08	1.06	26.92	1.38	35.05	1.38	35.05	2.01	51.05	1.02	462.66
35-250	10.00	254.00	0.83	21.08	1.06	26.92	1.38	35.05	1.38	35.05	2.01	51.05	1.04	471.74
35-280P	11.00	279.40	0.83	21.08	1.06	26.92	1.38	35.05	1.38	35.05	2.01	51.05	1.22	553.38
35-280	11.00	279.40	0.83	21.08	1.06	26.92	1.38	35.05	1.38	35.05	2.01	51.05	1.23	557.92
35-300P	12.00	304.80	0.83	21.08	1.06	26.92	1.38	35.05	1.38	35.05	2.01	51.05	1.31	594.21
35-300	12.00	304.80	0.83	21.08	1.06	26.92	1.38	35.05	1.38	35.05	2.01	51.05	1.33	603.28

"P" indicates no grips.

LINEMEN'S

CHANNEL LOCK
369 MADE IN USA



LINEMEN'S



Laser heat-treated cutting edges last 3X longer than any plier on the planet.


Les surfaces de coupe thermotraitées au laser durent 3 fois plus longtemps que toute autre pince sur la planète.
Filos termotratados por láser que duran 3 veces más que el filo de cualquier otra pinza en el planeta.

Useful crushing area.
Zone d'écrasement utile.
Zona de compresión útil.

CHANNELLOCK® uses high carbon C1080 steel for superior performance on the job, and an electronic coating for ultimate rust prevention.

CHANNELLOCK® utilise un acier C1080 à haute teneur en carbone de performances supérieures, à poli électrolytique pour une protection parfaite contre la rouille.

CHANNELLOCK® utiliza acero al alto carbono C1080 para lograr un rendimiento superior en el trabajo y una capa depositada electrónicamente para la máxima prevención de la oxidación.



Only CHANNELLOCK® uses a knife and anvil style cutting edge to ensure perfect mating and superior cutting edge life.

Seul CHANNELLOCK® utilise un rebord de coupe de type couteau sur enclume, afin d'assurer un parfait alignement et une durabilité supérieure des tranchants.


Sólo CHANNELLOCK® utiliza filos estilo cuchillo de corte "punto y plano" que aseguran el alineamiento perfecto y una mayor duración.

TYPES OF CUTTING EDGES



Knife Anvil

VS.



Double Sharp

Channellock's knife and anvil cutters ensure proper cutting edge alignment, resulting in a clean cut every time.

La conception couteau sur surface d'appui des tranchants assure un alignement correct et donc une coupe propre en toutes circonstances.

Los cortadores tipo cuchillo de "punto y plano" Channellock aseguran el alineamiento correcto del filo, resultando siempre en un corte preciso.

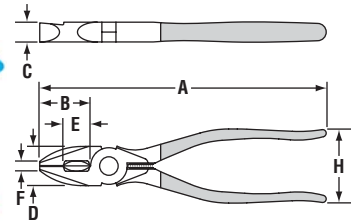
Most manufacturers use two sharp edges which can eventually become misaligned, losing their cutting effectiveness over time.

La plupart des fabricants utilisent deux tranchants de coupe. Ceux-ci perdent leur alignement avec le temps, et donc leur efficacité.

La mayoría de los fabricantes utilizan dos bordes afilados que finalmente se desalinean, y pierden su eficacia de corte con el paso del tiempo.

CHANNELLOCK BLUE® comfort grips.

Poignées de confort CHANNELLOCK BLUE®
Empuñaduras cómodas CHANNELLOCK BLUE®.



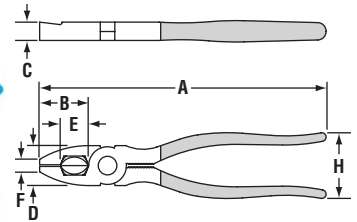
Features

- Round nose design
- Bec arrondi
- Diseño de punta redonda

PLIER	A OVERALL LENGTH		B JAW LENGTH		C JOINT THICKNESS		D JOINT WIDTH		E CUTTING EDGE		F NOSE WIDTH		H HANDLE SPAN		WEIGHT	
	in	mm	in	mm	in	mm	in	mm	in	mm	in	mm	in	mm	pounds	grams
347	7.25	184.15	1.28	32.51	0.49	12.45	1.00	25.40	0.65	16.51	0.23	5.84	1.89	48.01	0.60	272.16

CHANNEL LOCK

WORK HARD. SWEAT BLUE.™



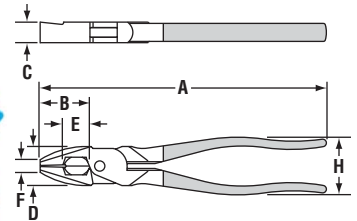
Features

- Round nose design
- Bec arrondi
- Diseño de punta redonda

PLIER	A OVERALL LENGTH		B JAW LENGTH		C JOINT THICKNESS		D JOINT WIDTH		E CUTTING EDGE		F NOSE WIDTH		H HANDLE SPAN		WEIGHT	
	in	mm	in	mm	in	mm	in	mm	in	mm	in	mm	in	mm	pounds	grams
348	8.50	215.90	1.28	32.51	0.49	12.45	1.00	25.40	0.65	16.51	0.36	9.14	1.89	48.01	0.89	403.70

Features

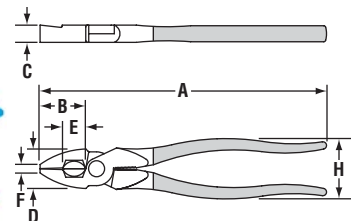

- Wiremaster™ premium quality linemen's plier.
- Heavy duty enclosed joint design.
- High leverage
- Pincas de lignard de qualité supérieure Wiremaster™.
- Charnière interne ultra-robuste.
- Grande force de levier
- Alicates electricista Wiremaster™ de primera calidad
- Diseño de unión encerrada de uso industrial.
- Alta palanca



PLIER	A OVERALL LENGTH		B JAW LENGTH		C JOINT THICKNESS		D JOINT WIDTH		E CUTTING EDGE		F NOSE WIDTH		H HANDLE SPAN		WEIGHT	
	in	mm	in	mm	in	mm	in	mm	in	mm	in	mm	in	mm	pounds	grams
349	9.25	234.95	1.59	40.39	0.63	16.00	1.26	32.00	0.81	20.57	0.40	10.16	1.89	48.01	1.02	462.66

Features

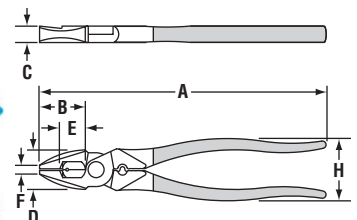
- High leverage
- Round nose
- Cuts ACSR
- Grande force de levier
- Bec arrondi
- Coupe l'alu-acier
- Alta palanca
- Cabeza redonda
- Corta ACSR



PLIER	A OVERALL LENGTH		B JAW LENGTH		C JOINT THICKNESS		D JOINT WIDTH		E CUTTING EDGE		F NOSE WIDTH		H HANDLE SPAN		WEIGHT	
	in	mm	in	mm	in	mm	in	mm	in	mm	in	mm	in	mm	pounds	grams
369	9.50	241.30	1.54	39.12	0.55	13.97	1.32	33.53	0.73	18.54	0.28	7.11	1.89	48.01	1.08	489.88

Features

- High leverage
- Round nose
- Crimps insulated and non-insulated terminals
- Strips 12 AWG wire
- Grande force de levier
- Bec arrondi
- Sertit les bornes isolées et non-isolées.
- Dénude les fils électriques de 12 AWG
- Alta palanca
- Cabeza redonda
- Poncha terminales aisladas y no aisladas
- Desforra alambres 12 AWG



PLIER	A OVERALL LENGTH		B JAW LENGTH		C JOINT THICKNESS		D JOINT WIDTH		E CUTTING EDGE		F NOSE WIDTH		H HANDLE SPAN		WEIGHT	
	in	mm	in	mm	in	mm	in	mm	in	mm	in	mm	in	mm	pounds	grams
369CR	9.50	241.30	1.54	39.12	0.55	13.97	1.32	33.53	0.73	18.54	0.29	7.37	1.89	48.01	1.08	489.88

LINEMEN'S



Features


- Ironworkers plier
- Coiled spring
- Dog leg handle for better leverage when twisting wire
- Ciseaux de métallurgiste
- Ressort à enroulement
- Poignée en chien de fusil, offrant un meilleur effet de levier pendant la torsion des fils.
- Alicata para herreros
- Resorte
- Un mango con terminación curva para mayor apoyo al torcer alambres



PLIER	A OVERALL LENGTH		B JAW LENGTH		C JOINT THICKNESS		D JOINT WIDTH		E CUTTING EDGE		F NOSE WIDTH		H HANDLE SPAN		WEIGHT	
	in	mm	in	mm	in	mm	in	mm	in	mm	in	mm	in	mm	pounds	grams
350S	8.75	222.25	1.28	32.51	0.53	13.46	1.06	26.92	0.66	16.76	0.28	7.11	1.89	48.01	0.81	367.41

Features


- Larger, stockier beveled nose
- Aggressive crosshatched tooth pattern for maximum grip
- Coiled spring
- Dog leg handle for better leverage when twisting wire
- Bec biseauté plus grand et plus épais
- Dentelure quadrillée profonde pour une prise maximum.
- Ressort à enroulement
- Poignée en chien de fusil, offrant un meilleur effet de levier pendant la torsion des fils.
- Cabeza biselada más larga y pesada
- Ranurado entrecruzado en la punta para lograr un mejor agarre
- Resorte
- Un mango con terminación curva para mayor apoyo al torcer alambres



PLIER	A OVERALL LENGTH		B JAW LENGTH		C JOINT THICKNESS		D JOINT WIDTH		E CUTTING EDGE		F NOSE WIDTH		H HANDLE SPAN		WEIGHT	
	in	mm	in	mm	in	mm	in	mm	in	mm	in	mm	in	mm	pounds	grams
351S	9.50	241.30	1.47	37.34	0.56	14.22	1.31	33.27	0.81	20.57	0.22	5.59	2.01	51.05	1.20	544.31

Features


- Bevel nose
- Bec biseauté
- Cabeza biselada



PLIER	A OVERALL LENGTH		B JAW LENGTH		C JOINT THICKNESS		D JOINT WIDTH		E CUTTING EDGE		F NOSE WIDTH		H HANDLE SPAN		WEIGHT	
	in	mm	in	mm	in	mm	in	mm	in	mm	in	mm	in	mm	pounds	grams
3047	7.25	184.15	1.28	32.51	0.55	13.97	1.00	25.40	0.59	14.99	0.23	5.84	1.89	48.01	0.58	263.08

Features

- Bevel nose
- Bec biseauté
- Cabeza biselada



PLIER	A OVERALL LENGTH		B JAW LENGTH		C JOINT THICKNESS		D JOINT WIDTH		E CUTTING EDGE		F NOSE WIDTH		H HANDLE SPAN		WEIGHT	
	in	mm	in	mm	in	mm	in	mm	in	mm	in	mm	in	mm	pounds	grams
3048	8.50	215.90	1.50	38.10	0.63	16.00	1.32	33.53	0.75	19.05	0.22	5.59	1.89	48.01	1.02	462.66



LONG NOSE PLIERS



LONG NOSE PLIERS



Only CHANNELLOCK® uses a knife and anvil style cutting edge to ensure perfect mating and superior cutting edge life.

Seul CHANNELLOCK® utilise un rebord de coupe de type couteau sur enclume, afin d'assurer un parfait alignement et une durabilité supérieure des tranchants.
Sólo CHANNELLOCK® utiliza filos estilo cuchillo de corte "punto y plano" que aseguran el alineamiento perfecto y duración mayor.

High carbon C1080 steel for superior performance on the job, and an electronic coating for ultimate rust prevention.

Acier C1080 à haute teneur en carbone de performances supérieures et poli électrolytique pour une protection parfaite contre la rouille.

Acero al alto carbono C1080 para lograr la más alta resistencia y capa depositada electrónicamente para máxima prevención de la oxidación.

Crosshatch pattern on jaws.

Dentelure quadrillée des mâchoires.
Ranurado entrecruzado en las superficies de las mordazas.

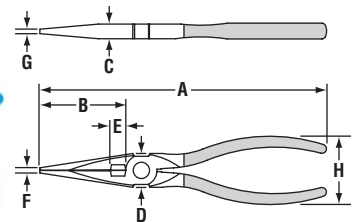


Laser heat-treated cutting edges last 3X longer than any plier on the planet.

Les surfaces de coupe thermotraitées au laser durent 3 fois plus longtemps que toute autre pince sur la planète.
Filos termotratados por láser que duran 3 veces más que el filo de cualquier otra pinza en el planeta.

CHANNELLOCK BLUE® grips for comfort.

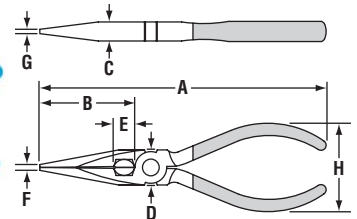
Poignées de confort CHANNELLOCK BLUE®
Empuñaduras CHANNELLOCK BLUE® para mayor comodidad de las manos.



PLIER	A OVERALL LENGTH		B JAW LENGTH		C JOINT THICKNESS		D JOINT WIDTH		E CUTTING EDGE		F NOSE WIDTH		G NOSE THICKNESS		H HANDLE SPAN		WEIGHT	
	in	mm	in	mm	in	mm	in	mm	in	mm	in	mm	in	mm	in	mm	pounds	grams
317	8.00	203.20	2.36	59.94	0.41	10.41	0.87	22.10	0.41	10.41	0.14	3.56	0.11	2.79	1.89	48.01	0.55	249.48
3017	8.00	203.20	2.36	59.94	0.41	10.41	0.87	22.10	N/A	N/A	0.14	3.56	0.11	2.79	1.89	48.01	0.55	249.48

Features

- 317 – with side cutter
- 3017 – without side cutter
- 317 – avec coupe-fil de côté
- 3017 – sans coupe-fil de côté
- 317 – con corte lateral
- 3017 – sin corte lateral

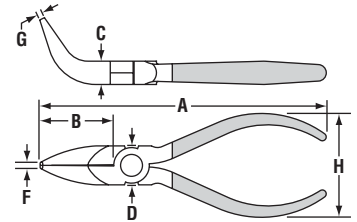


PLIER	A OVERALL LENGTH		B JAW LENGTH		C JOINT THICKNESS		D JOINT WIDTH		E CUTTING EDGE		F NOSE WIDTH		G NOSE THICKNESS		H HANDLE SPAN		WEIGHT	
	in	mm	in	mm	in	mm	in	mm	in	mm	in	mm	in	mm	in	mm	pounds	grams
326	6.10	154.94	2.08	52.83	0.41	10.41	0.75	19.05	0.41	10.41	0.10	2.54	N/A	N/A	1.89	48.01	0.36	163.29
3026	6.10	154.94	2.08	52.83	0.41	10.41	0.75	19.05	N/A	N/A	0.10	2.54	0.11	2.79	1.89	48.01	0.33	149.69

Features

- 326 – with side cutter
- 3026 – without side cutter
- 326 – avec coupe-fil de côté
- 3026 – sans coupe-fil de côté
- 326 – con corte lateral
- 3026 – sin corte lateral

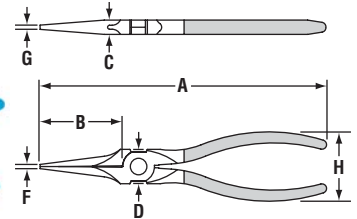
WORK HARD. SWEAT BLUE.™



Features

- Bent nose
- No cutter
- Bec coudé
- Sans coupe-fil
- Punta curva
- Sin corte

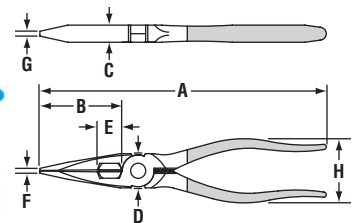
PLIER	A OVERALL LENGTH		B JAW LENGTH		C JOINT THICKNESS		D JOINT WIDTH		E CUTTING EDGE		F NOSE WIDTH		G NOSE THICKNESS		H HANDLE SPAN		WEIGHT	
	in	mm	in	mm	in	mm	in	mm	in	mm	in	mm	in	mm	in	mm	pounds	grams
386	5.75	146.05	1.65	41.91	0.41	10.41	0.75	19.05	N/A	N/A	0.10	2.54	0.11	2.79	1.89	48.01	0.38	172.37



Features

- Snipe nose for confined spaces.
- No cutter
- Bec étroit pour espaces confinés.
- Sans coupe-fil
- Punta plana para usar en espacios estrechos
- Sin corte

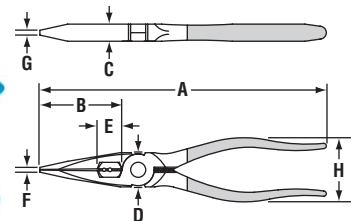
PLIER	A OVERALL LENGTH		B JAW LENGTH		C JOINT THICKNESS		D JOINT WIDTH		E CUTTING EDGE		F NOSE WIDTH		G NOSE THICKNESS		H HANDLE SPAN		WEIGHT	
	in	mm	in	mm	in	mm	in	mm	in	mm	in	mm	in	mm	in	mm	pounds	grams
3037	8.00	203.20	2.44	61.98	0.37	9.40	0.87	22.10	N/A	N/A	0.12	3.05	0.11	2.79	1.89	48.01	0.45	204.12



Features

- Heavy duty side cutter
- Coupe-fil de côté renforcé
- Corte lateral de uso industrial

PLIER	A OVERALL LENGTH		B JAW LENGTH		C JOINT THICKNESS		D JOINT WIDTH		E CUTTING EDGE		F NOSE WIDTH		G NOSE THICKNESS		H HANDLE SPAN		WEIGHT	
	in	mm	in	mm	in	mm	in	mm	in	mm	in	mm	in	mm	in	mm	pounds	grams
318	8.38	212.85	2.30	58.42	0.50	12.70	1.00	25.40	0.63	16.00	0.16	4.06	0.11	2.79	1.89	48.01	0.59	267.62



Features

- Heavy duty side cutter
- 12 and 14 AWG wire stripper
- Coupe-fil de côté renforcé
- Dénude-fil, calibres 12 et 14 AWG
- Corte lateral de uso industrial
- Pela cables para alambres 12 y 14 AWG

PLIER	A OVERALL LENGTH		B JAW LENGTH		C JOINT THICKNESS		D JOINT WIDTH		E CUTTING EDGE		F NOSE WIDTH		G NOSE THICKNESS		H HANDLE SPAN		WEIGHT	
	in	mm	in	mm	in	mm	in	mm	in	mm	in	mm	in	mm	in	mm	pounds	grams
318WS	8.38	212.85	2.30	58.42	0.50	12.70	1.00	25.40	0.63	16.00	0.16	4.06	0.11	2.79	1.89	48.01	0.59	267.62

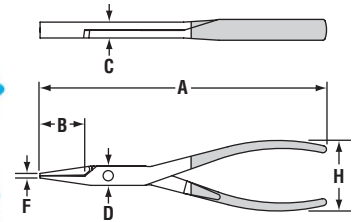
LONG REACH PLIERS



LONG REACH PLIERS

Features

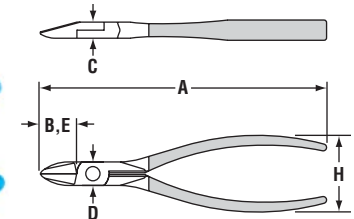
- Flat nose
- Crosshatch teeth pattern
- Bec de cane
- Dentelure quadrillée
- Punta plana
- Ranurado entrecruzado en las superficies de las mordazas.



PLIER	A OVERALL LENGTH		B JAW LENGTH		C JOINT THICKNESS		D JOINT WIDTH		E CUTTING EDGE		F NOSE WIDTH		G NOSE THICKNESS		H HANDLE SPAN		WEIGHT	
	in	mm	in	mm	in	mm	in	mm	in	mm	in	mm	in	mm	in	mm	pounds	grams
718	7.88	200.15	1.18	29.97	0.43	10.92	0.53	13.46	N/A	N/A	0.53	13.46	N/A	N/A	1.89	48.01	0.51	231.33

Features

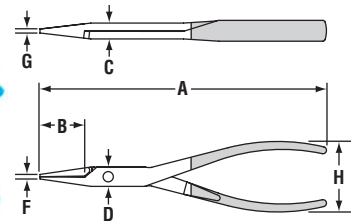
- Diagonal side cutter
- Coupe-fil oblique
- Cortador lateral diagonal



PLIER	A OVERALL LENGTH		B JAW LENGTH		C JOINT THICKNESS		D JOINT WIDTH		E CUTTING EDGE		F NOSE WIDTH		G NOSE THICKNESS		H HANDLE SPAN		WEIGHT	
	in	mm	in	mm	in	mm	in	mm	in	mm	in	mm	in	mm	in	mm	pounds	grams
728	7.50	190.50	0.91	23.11	0.37	9.40	0.59	14.99	0.91	23.11	N/A	N/A	N/A	N/A	1.89	48.01	0.42	190.51

Features

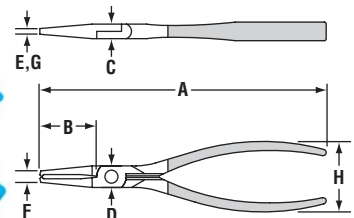
- Needle nose
- Crosshatch teeth pattern
- Bec effilé
- Dentelure quadrillée
- Punta larga
- Ranurado entrecruzado en las superficies de las mordazas.




PLIER	A OVERALL LENGTH		B JAW LENGTH		C JOINT THICKNESS		D JOINT WIDTH		E CUTTING EDGE		F NOSE WIDTH		G NOSE THICKNESS		H HANDLE SPAN		WEIGHT	
	in	mm	in	mm	in	mm	in	mm	in	mm	in	mm	in	mm	in	mm	pounds	grams
738	7.88	200.15	1.18	26.97	0.43	10.92	0.53	13.46	N/A	N/A	0.10	2.54	0.08	2.03	1.89	48.01	0.47	213.19

Features

- End cutter
- Coupe-fil frontal
- Alicata de corte frontal



PLIER	A OVERALL LENGTH		B JAW LENGTH		C JOINT THICKNESS		D JOINT WIDTH		E CUTTING EDGE		F NOSE WIDTH		G NOSE THICKNESS		H HANDLE SPAN		WEIGHT	
	in	mm	in	mm	in	mm	in	mm	in	mm	in	mm	in	mm	in	mm	pounds	grams
748	8.00	203.20	1.56	39.62	0.38	9.65	0.59	14.99	0.19	4.83	0.28	7.11	0.19	4.83	1.89	48.01	0.46	208.65



CHANNELLOCK
MADE IN USA
No 526

SLIP JOINT PLIERS

CHAN NEL LOCK[®]

SLIP JOINT PLIERS



CHANNELLOCK® uses high carbon C1080 steel for superior performance on the job, and an electronic coating for ultimate rust prevention.

CHANNELLOCK® utilise un acier C1080 à haute teneur en carbone de performances supérieures, à poli électrolytique pour une protection parfaite contre la rouille.

CHANNELLOCK® utiliza acero al alto carbono C1080 para lograr un rendimiento superior en el trabajo y una capa depositada electrónicamente para la máxima prevención de la oxidación.



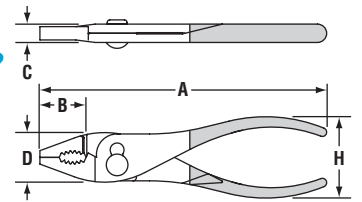
Wire cutting shear.
Cisaille coupe-fil.
Cizalla para cortar alambres

PermaLock® fastener eliminates nut and bolt failure.
Le rivet PermaLock® élimine le risque d'une rupture de la charnière.
El sistema de fijación PermaLock® elimina las fallas de los pernos y las tuercas.

CHANNELLOCK BLUE® comfort grips.
Poignées de confort CHANNELLOCK BLUE®
Empuñaduras cómodas CHANNELLOCK BLUE®.

Features

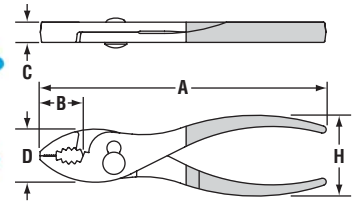
- Thin nose.
- Wire cutting shear.
- Bec fin.
- Cisaille coupe-fil.
- Punta fina
- Cizalla para cortar alambres.



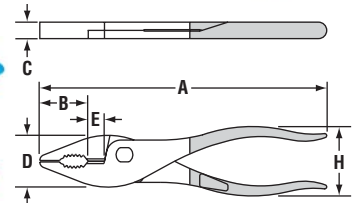
PLIER	A OVERALL LENGTH		B JAW LENGTH		C JOINT THICKNESS		D JOINT WIDTH		E CUTTING EDGE		H HANDLE SPAN		WEIGHT	
	in	mm	in	mm	in	mm	in	mm	in	mm	in	mm	pounds	grams
516	6.50	165.10	1.10	27.94	0.30	7.62	1.22	30.99	N/A	N/A	1.89	48.01	0.45	204.12

Features

- Wire cutting shear.
- Cisaille coupe-fil.
- Cizalla para cortar alambres.



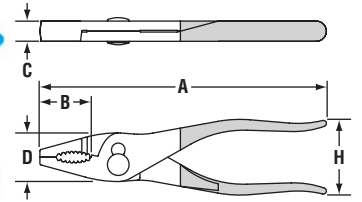
PLIER	A OVERALL LENGTH		B JAW LENGTH		C JOINT THICKNESS		D JOINT WIDTH		E CUTTING EDGE		H HANDLE SPAN		WEIGHT	
	in	mm	in	mm	in	mm	in	mm	in	mm	in	mm	pounds	grams
526	6.50	165.10	0.96	24.38	0.43	10.92	1.28	32.51	N/A	N/A	1.89	48.01	0.51	231.33
528	8.00	203.20	0.99	25.15	0.36	9.14	1.17	29.72	N/A	N/A	1.82	46.23	0.58	263.08



Features

- Fine side cutter.
- Coupe-fil de côté.
- Corte lateral fino

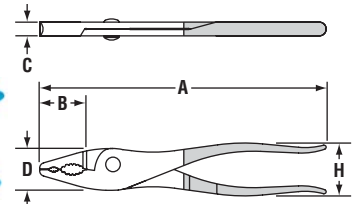
PLIER	A OVERALL LENGTH		B JAW LENGTH		C JOINT THICKNESS		D JOINT WIDTH		E CUTTING EDGE		H HANDLE SPAN		WEIGHT	
	in	mm	in	mm	in	mm	in	mm	in	mm	in	mm	pounds	grams
537	7.63	193.80	1.71	43.43	0.43	10.92	1.38	35.05	0.43	10.92	1.89	48.01	0.61	276.69



Features

- Wire cutting shear.
- Cisaille coupe-fil.
- Cizalla para cortar alambres.

PLIER	A OVERALL LENGTH		B JAW LENGTH		C JOINT THICKNESS		D JOINT WIDTH		E CUTTING EDGE		H HANDLE SPAN		WEIGHT	
	in	mm	in	mm	in	mm	in	mm	in	mm	in	mm	pounds	grams
546	6.63	168.40	1.18	29.97	0.47	11.94	1.14	28.96	N/A	N/A	2.01	51.05	0.52	235.87
548	8.00	203.20	1.18	29.97	0.47	11.94	1.26	32.00	N/A	N/A	1.89	48.01	0.65	294.84

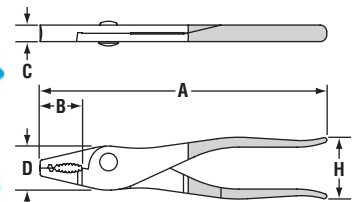


Features

- Wire cutting shear.
- Cisaille coupe-fil.
- Cizalla para cortar alambres.

PLIER	A OVERALL LENGTH		B JAW LENGTH		C JOINT THICKNESS		D JOINT WIDTH		E CUTTING EDGE		H HANDLE SPAN		WEIGHT	
	in	mm	in	mm	in	mm	in	mm	in	mm	in	mm	pounds	grams
5410	10.00	254.00	1.56	39.62	0.47	11.94	1.58	40.13	N/A	N/A	1.89	48.01	0.87	394.63

HOSE CLAMP



Features

- Hose clamp.
- Wire cutting shear.
- Collier de durite.
- Cisaille coupe-fil.
- Pinza para abrazadera de manguera.
- Cizalla para cortar alambres.

PLIER	A OVERALL LENGTH		B JAW LENGTH		C JOINT THICKNESS		D JOINT WIDTH		E CUTTING EDGE		H HANDLE SPAN		WEIGHT	
	in	mm	in	mm	in	mm	in	mm	in	mm	in	mm	pounds	grams
558	8.00	203.20	1.18	29.97	0.47	11.94	1.26	32.00	N/A	N/A	1.89	48.01	0.61	276.69

CODE BLUE PLIERS



CODE BLUE[™]
by
CHANNEL LOCK[®]



WORK HARD. SWEAT BLUE.™



Laser heat-treated cutting edges and teeth last 3X longer than any plier on the planet.
 Les surfaces de coupe thermotraitées au laser durent 3 fois plus longtemps que toute autre pince sur la planète.
 Filos y dientes termotratados por láser duran 3 veces más que los de cualquier otra pinza en el planeta.

BRING YOUR TOOLBOX UP TO CODE.



CHANNELLOCK® uses high carbon C1080 steel for superior performance on the job, and an electronic coating for ultimate rust prevention.

CHANNELLOCK® utilise un acier C1080 à haute teneur en carbone de performances supérieures, à poli électrolytique pour une protection parfaite contre la rouille.

CHANNELLOCK® usa acero al alto carbono C1080 para lograr el mejor rendimiento en el trabajo y capa depositada electrónicamente para la máxima prevención de la oxidación.

Only CHANNELLOCK® uses a knife and anvil style cutting edge to ensure perfect mating and superior cutting edge life.

Seul CHANNELLOCK® utilise un rebord de coupe de type couteau sur enclume, afin d'assurer un parfait alignement et une durabilité supérieure des tranchants.

Sólo CHANNELLOCK® utiliza filos estilo cuchillo de corte "punto y plano" que aseguran el alineamiento perfecto y una mayor duración

CHANNELLOCK BLUE® and red grips are designed for durability and comfort.

Les poignées rouges et bleues CHANNELLOCK BLUE® sont spécialement conçues pour offrir durabilité et confort.

Las empuñaduras azules CHANNELLOCK BLUE® y rojas están diseñadas para que duren y para la comodidad de las manos.



L = Linemen's pliers

N = Needle nose/nippers

T = Tongue and groove

M = Multipurpose/crimping tool

D = Diagonal cutting plier

Note: CHANNELLOCK BLUE® and red grips are trademarks of CHANNELLOCK® and are only for comfort. They are NOT recommended or warranted for dielectric properties.

Remarque : Les poignées rouges et bleues CHANNELLOCK BLUE® sont des marques déposées de CHANNELLOCK® et ne sont que des accessoires de confort. Elles ne sont PAS conseillées ou garanties pour leurs qualités diélectriques.

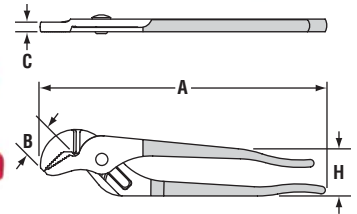

Nota: Las empuñaduras azules CHANNELLOCK BLUE® y rojas son marcas registradas de CHANNELLOCK® y son sólo para la comodidad de las manos. Estas empuñaduras NO ESTÁN recomendadas ni garantizadas para propiedades dieléctricas.

Channellock's designation on Code Blue™ grips makes it easy to identify each tool in a professional's tool belt.

Le système d'identification des poignées Code Blue™ de Channellock facilite la localisation des outils dans la ceinture.

La inicial de Channellock en las empuñaduras CodeBlue™ facilita la identificación de cada pieza en el cinturón de herramientas de un profesional.

CODE BLUE™ PLIERS



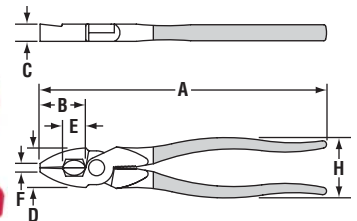
Features

- Tongue and groove
- 421CB – SAFE-T-STOP®
- Multiprise
- 421CB – Sûreté SAFE-T-STOP®
- Pinza de extensión
- 421CB – SAFE-T-STOP®

PLIER	A OVERALL LENGTH		B JAW LENGTH		C JOINT THICKNESS		H HANDLE SPAN		WEIGHT pounds	WEIGHT grams	NUMBER OF ADJUSTMENTS	JAW CAPACITY	
	in	mm	in	mm	in	mm	in	mm				in	mm
430CB	10.50	266.70	1.38	35.05	0.44	11.18	2.25	57.15	1.18	535.24	7	2.00	50.80
420CB	9.38	238.25	1.12	28.45	0.47	11.94	1.75	44.45	0.87	394.63	5	1.50	38.10
421CB	9.38	238.25	1.12	28.45	0.47	11.94	1.75	44.45	0.82	371.95	5	1.50	38.10

Features

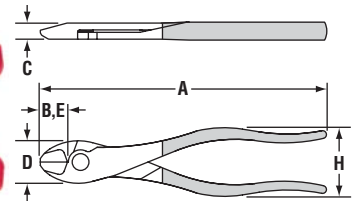
- High leverage
- Round nose
- 369CRCB – Crimps insulated and non-insulated terminals
- 369CRCB – Strips 12 AWG wire
- Grande force de levier
- Bec arrondi
- 369CRCB – Sertit les bornes isolées et non-isolées.
- 369CRCB – Dénude-fil, calibre 12 AWG
- Alta palanca
- Punta redonda
- 369CRCB – Poncha terminales aisladas y no aisladas
- 369CRCB – Desforra alambres 12 AWG



PLIER	A OVERALL LENGTH		B JAW LENGTH		C JOINT THICKNESS		D JOINT WIDTH		E CUTTING EDGE		F NOSE WIDTH		H HANDLE SPAN		WEIGHT	
	in	mm	in	mm	in	mm	in	mm	in	mm	in	mm	in	mm	pounds	grams
369CB	10.00	254.00	1.54	39.12	0.55	13.97	1.32	33.53	0.73	18.54	0.28	7.11	2.13	54.10	1.08	489.88
369CRCB	10.00	254.00	1.54	39.12	0.55	13.97	1.32	33.53	0.73	18.54	0.29	7.37	2.13	54.10	1.08	489.88

Features

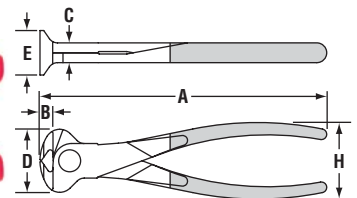
- High leverage
- Lap joint diagonal cutting plier
- Grande force de levier
- Pincas coupantes obliques à charnière à emboîtement.
- Alta palanca
- Alicata de corte diagonal de unión superpuesta



PLIER	A OVERALL LENGTH		B JAW LENGTH		C JOINT THICKNESS		D JOINT WIDTH		E CUTTING EDGE		H HANDLE SPAN		WEIGHT	
	in	mm	in	mm	in	mm	in	mm	in	mm	in	mm	pounds	grams
338CB	8.25	209.55	0.79	20.07	0.43	10.92	1.18	29.97	0.79	20.07	2.25	57.15	0.66	299.37

Features

- End cutting plier
- Pincas coupantes en bout
- Alicata de corte frontal

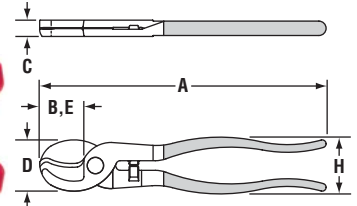


PLIER	A OVERALL LENGTH		B JAW LENGTH		C JOINT THICKNESS		D JOINT WIDTH		E CUTTING EDGE		H HANDLE SPAN		WEIGHT	
	in	mm	in	mm	in	mm	in	mm	in	mm	in	mm	pounds	grams
358CB	8.50	215.90	0.35	8.89	0.49	12.45	1.63	41.40	1.18	29.97	2.25	57.15	0.79	358.34



Features

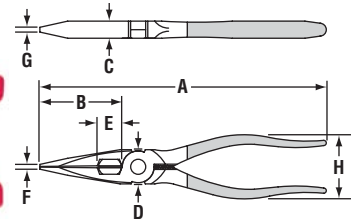
- Cable cutter
- Not for steel or ACSR
- Coupe-câble
- Ne coupe pas l'acier ou l'alu-acier.
- Cortador de cables
- No para ACSR



PLIER	A OVERALL LENGTH		B JAW LENGTH		C JOINT THICKNESS		D JOINT WIDTH		E CUTTING EDGE		H HANDLE SPAN		WEIGHT	
	in	mm	in	mm	in	mm	in	mm	in	mm	in	mm	pounds	grams
911CB	9.38	238.25	1.40	35.56	0.51	12.95	1.61	40.89	1.40	35.56	2.00	50.80	0.90	408.23

Features

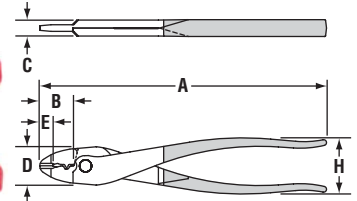
- Heavy duty long nose with cutter
- Bec long renforcé avec coupe-fil
- Punta larga de uso industrial con corte



PLIER	A OVERALL LENGTH		B JAW LENGTH		C JOINT THICKNESS		D JOINT WIDTH		E CUTTING EDGE		F NOSE WIDTH		G NOSE THICKNESS		H HANDLE SPAN		WEIGHT	
	in	mm	in	mm	in	mm	in	mm	in	mm	in	mm	in	mm	in	mm	pounds	grams
318CB	8.38	212.85	2.30	58.42	0.50	12.70	1.00	25.40	0.63	16.00	0.16	4.06	0.11	2.79	2.13	54.10	0.59	267.62


Features

- Crimps and cuts insulated and non-insulated solderless connections and terminals.
- Sertit et coupe les connexions et les bornes isolées et non-isolées sans soudure.
- Poncha y corta conexiones y terminales sin soldadura ambas aisladas y no aisladas.



PLIER	A OVERALL LENGTH		B JAW LENGTH		C JOINT THICKNESS		D JOINT WIDTH		E CUTTING EDGE		H HANDLE SPAN		WEIGHT	
	in	mm	in	mm	in	mm	in	mm	in	mm	in	mm	pounds	grams
909CB	9.38	238.25	1.16	29.46	0.48	12.19	1.32	33.53	0.43	10.92	2.13	54.10	0.94	426.38





CHANNELLOCK®
30

LITTLE CHAMP®

CHAN NEL LOCK

e-mail: pliers@channellock.com

CHANNEL LOCK

WORK HARD. SWEAT BLUE.™

Long lasting, induction hardened cutting edges 60/62HRC.

Tranchants durables trempés par induction 60/62HRC.
Filos duraderos y endurecidos por inducción 60/62 HRC.

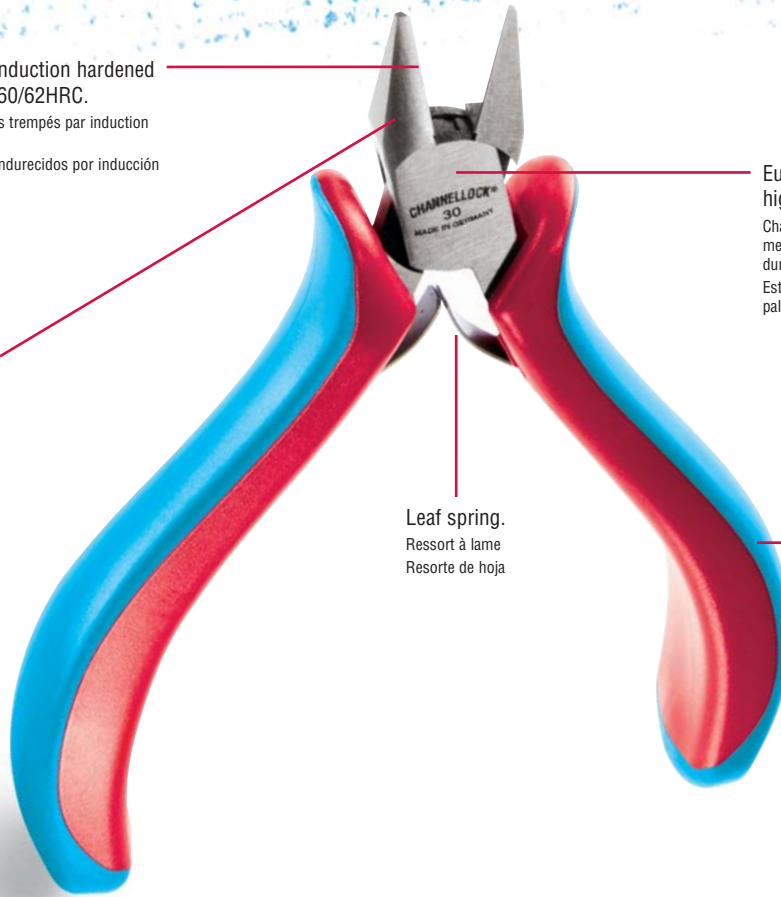
Forged from highest quality Solingen carbon steel.

En acier carbone Solingen forgé de haute qualité.
Forjado de acero al carbón Solingen de la más alta calidad.

Note: Little Champ® pliers are manufactured in Germany to the highest quality standards for CHANNELLOCK, INC.

Remarque : Les pinces Little Champ® sont fabriquées en Allemagne pour le compte de CHANNELLOCK, INC., selon les normes de qualité les plus exigeantes.

Nota: Las pinzas Little Champ® se fabrican para CHANNELLOCK, INC. en Alemania cumpliendo con las más altas normas de calidad.



European box-joint style provides highest leverage/durability.

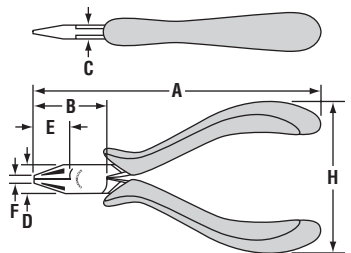
Charnière européenne entrecassée, offrant une meilleure force de levier et une plus grande durabilité.

Estilo europeo de unión de caja ofrece mayor palanca y durabilidad.

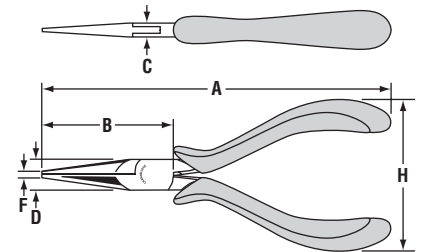
Leaf spring.
Ressort à lame
Resorte de hoja

Ergonomic handles provide safe/comfortable grip.

Branches ergonomiques, assurant une prise confortable et sûre.
Empuñaduras ergonómicas que ofrecen un agarre seguro y cómodo para las manos.



PLIER	A OVERALL LENGTH		B JAW LENGTH		C JOINT THICKNESS		D JOINT WIDTH		E CUTTING EDGE		F NOSE WIDTH		H HANDLE SPAN		WEIGHT	
	in	mm	in	mm	in	mm	in	mm	in	mm	in	mm	in	mm	pounds	grams
30	4.50	114.30	1.15	29.21	0.28	7.11	.043	10.92	0.54	13.72	0.08	2.03	2.20	55.88	0.20	90.72



PLIER	A OVERALL LENGTH		B JAW LENGTH		C JOINT THICKNESS		D JOINT WIDTH		E CUTTING EDGE		F NOSE WIDTH		H HANDLE SPAN		WEIGHT	
	in	mm	in	mm	in	mm	in	mm	in	mm	in	mm	in	mm	pounds	grams
31	6.00	152.40	2.25	57.15	0.32	8.13	0.48	12.19	N/A	N/A	0.11	2.79	2.35	59.69	0.20	90.72

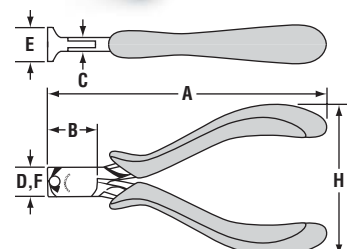
Features

- Flush cutter
- Coupeur à ras
- Alicata corte al ras

Features

- Long nose
- Bec long
- Punta larga

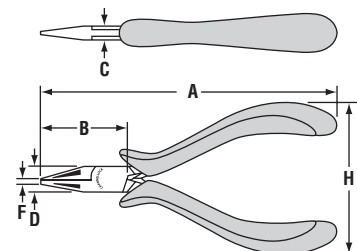
LITTLE CHAMP®



Features

- End cutter
- Pince coupante en bout
- Alicates frontal

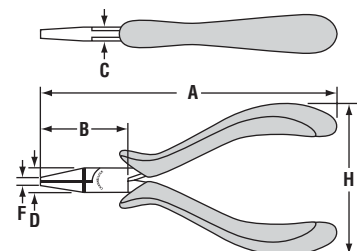
PLIER	A OVERALL LENGTH		B JAW LENGTH		C JOINT THICKNESS		D JOINT WIDTH		E CUTTING EDGE		F NOSE WIDTH		H HANDLE SPAN		WEIGHT	
	in	mm	in	mm	in	mm	in	mm	in	mm	in	mm	in	mm	pounds	grams
32	4.50	114.30	0.88	22.35	0.29	7.37	0.44	11.18	0.44	11.18	0.44	11.18	2.25	57.15	0.18	81.65



Features

- Short nose
- Bec court
- Punta corta

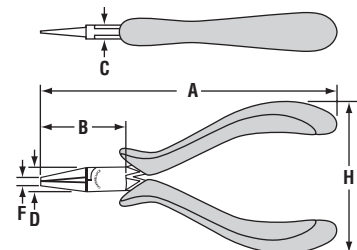
PLIER	A OVERALL LENGTH		B JAW LENGTH		C JOINT THICKNESS		D JOINT WIDTH		E CUTTING EDGE		F NOSE WIDTH		H HANDLE SPAN		WEIGHT	
	in	mm	in	mm	in	mm	in	mm	in	mm	in	mm	in	mm	pounds	grams
33	5.00	127.00	1.46	37.08	0.27	6.86	0.37	9.40	N/A	N/A	0.09	2.29	2.20	55.88	0.18	81.65



Features

- Flat nose
- Bec de cane
- Punta plana

PLIER	A OVERALL LENGTH		B JAW LENGTH		C JOINT THICKNESS		D JOINT WIDTH		E CUTTING EDGE		F NOSE WIDTH		H HANDLE SPAN		WEIGHT	
	in	mm	in	mm	in	mm	in	mm	in	mm	in	mm	in	mm	pounds	grams
34	5.00	127.00	1.45	36.83	0.25	6.35	0.48	12.19	N/A	N/A	0.08	2.03	2.17	55.12	0.17	77.11



Features

- Round nose
- Bec arrondi
- Punta redonda

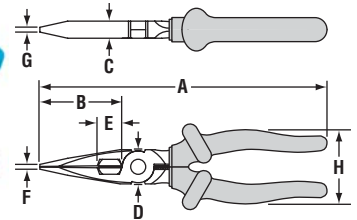
PLIER	A OVERALL LENGTH		B JAW LENGTH		C JOINT THICKNESS		D JOINT WIDTH		E CUTTING EDGE		F NOSE WIDTH		H HANDLE SPAN		WEIGHT	
	in	mm	in	mm	in	mm	in	mm	in	mm	in	mm	in	mm	pounds	grams
35	5.00	127.00	1.50	38.10	0.27	6.86	0.37	9.40	N/A	N/A	0.08	2.03	2.15	54.61	0.17	77.11

INSULATED PLIERS



CHANNEL LOCK

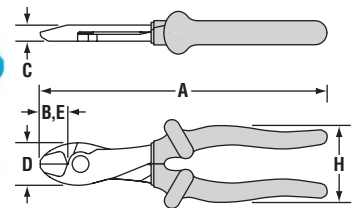
INSULATED PLIERS



Features

- Heavy duty long nose with cutter
- Bec long renforcé avec coupe-fil
- Punta larga de uso industrial con corte

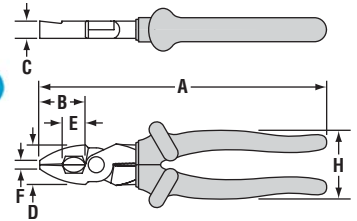
PLIER	A OVERALL LENGTH		B JAW LENGTH		C JOINT THICKNESS		D JOINT WIDTH		E CUTTING EDGE		F NOSE WIDTH		G NOSE THICKNESS		H HANDLE SPAN		WEIGHT	
	in	mm	in	mm	in	mm	in	mm	in	mm	in	mm	in	mm	pounds	grams		
318I	8.38	212.85	2.30	58.42	0.50	12.70	1.00	25.40	0.63	16.00	0.16	4.06	0.11	2.79	2.38	60.45	0.67	303.91



Features

- High leverage
- Lap joint diagonal side cutter
- Grande force de levier
- Pincés coupantes obliques à charnière à emboîtement
- Alta palanca
- Corte lateral diagonal con unión superpuesta

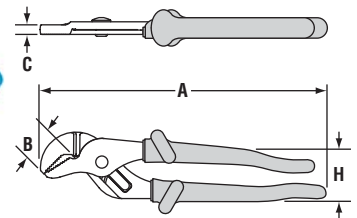
PLIER	A OVERALL LENGTH		B JAW LENGTH		C JOINT THICKNESS		D JOINT WIDTH		E CUTTING EDGE		F NOSE WIDTH		G NOSE THICKNESS		H HANDLE SPAN		WEIGHT	
	in	mm	in	mm	in	mm	in	mm	in	mm	in	mm	in	mm	pounds	grams		
338I	8.25	209.55	0.79	20.07	0.43	10.92	1.18	29.97	0.79	20.07	N/A	N/A	N/A	N/A	2.29	58.17	0.78	353.80



Features

- High leverage linemen's plier
- Pincés de lignard à grand effet de levier
- Alicates de alta palanca para electricista

PLIER	A OVERALL LENGTH		B JAW LENGTH		C JOINT THICKNESS		D JOINT WIDTH		E CUTTING EDGE		F NOSE WIDTH		G NOSE THICKNESS		H HANDLE SPAN		WEIGHT	
	in	mm	in	mm	in	mm	in	mm	in	mm	in	mm	in	mm	pounds	grams		
369I	9.75	247.65	1.54	39.12	0.55	13.97	1.32	33.53	0.73	18.54	0.28	7.11	N/A	N/A	2.26	57.40	1.26	571.53



Features

- Tongue and groove
- 7 adjustments
- 2" capacity
- Pince multiprise
- 7 réglages
- Jusqu'à 5 cm d'ouverture
- Pinza de extensión
- 7 ajustes
- Capacidad de 50.8 mm

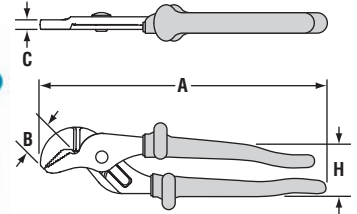
PLIER	A OVERALL LENGTH		B JAW LENGTH		C JOINT THICKNESS		D JOINT WIDTH		E CUTTING EDGE		F NOSE WIDTH		G NOSE THICKNESS		H HANDLE SPAN		WEIGHT	
	in	mm	in	mm	in	mm	in	mm	in	mm	in	mm	in	mm	pounds	grams		
430I	10.50	266.70	1.38	35.05	0.44	11.18	N/A	N/A	N/A	N/A	N/A	N/A	N/A	N/A	2.02	51.31	1.56	707.60

CHANNEL LOCK

WORK HARD. SWEAT BLUE.™

Features

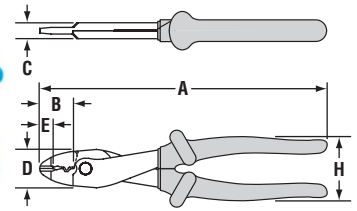
- Tongue and groove
- 7 adjustments
- 2.25" capacity
- Pince multiprise
- 7 réglages
- Jusqu'à 5,72 cm d'ouverture
- Pinza de extensión
- 7 ajustes
- Capacidad de 57.15 mm



PLIER	A OVERALL LENGTH		B JAW LENGTH		C JOINT THICKNESS		D JOINT WIDTH		E CUTTING EDGE		F NOSE WIDTH		G NOSE THICKNESS		H HANDLE SPAN		WEIGHT	
	in	mm	in	mm	in	mm	in	mm	in	mm	in	mm	in	mm	in	mm	pounds	grams
440I	12.25	311.15	1.50	38.10	0.50	12.70	N/A	N/A	N/A	N/A	N/A	N/A	N/A	N/A	2.17	55.12	1.40	635.03

Features

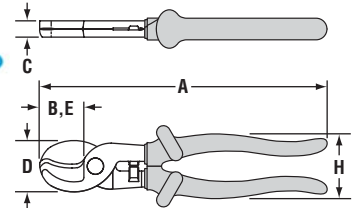
- Crimps, cuts both non and insulated solderless connections and terminals.
- Sertit et coupe les connexions et les bornes isolées et non-isolées sans soudure.
- Poncha y corta conexiones y terminales sin soldadura ambas aisladas y no aisladas.



PLIER	A OVERALL LENGTH		B JAW LENGTH		C JOINT THICKNESS		D JOINT WIDTH		E CUTTING EDGE		F NOSE WIDTH		G NOSE THICKNESS		H HANDLE SPAN		WEIGHT	
	in	mm	in	mm	in	mm	in	mm	in	mm	in	mm	in	mm	in	mm	pounds	grams
909I	9.76	247.90	1.16	29.46	0.48	12.19	1.32	33.53	0.43	10.92	N/A	N/A	N/A	N/A	2.19	55.63	1.05	476.27

Features

- Cable cutter
- Not for steel or ACSR
- Coupe-câble
- Ne coupe pas l'acier ou l'alu-acier.
- Cortador de cables
- No para ACSR



PLIER	A OVERALL LENGTH		B JAW LENGTH		C JOINT THICKNESS		D JOINT WIDTH		E CUTTING EDGE		F NOSE WIDTH		G NOSE THICKNESS		H HANDLE SPAN		WEIGHT	
	in	mm	in	mm	in	mm	in	mm	in	mm	in	mm	in	mm	in	mm	pounds	grams
911I	9.75	247.65	1.40	35.56	0.51	12.95	1.61	40.89	1.40	35.56	N/A	N/A	N/A	N/A	2.26	57.40	1.10	498.95

INSULATED PLIERS



- CHANNELLOCK® now offers a line of insulated tools.
- All CHANNELLOCK® insulated tools are marked with the official 1000-volt rating symbol and comply with the IEC 900 and ASTM F1505-01 standards for insulated tools.
- The insulation on each tool consists of two layers. The CHANNELLOCK BLUE® outer layer is flame-retardant and impact resistant. The red inner layer is high-dielectric, tough base coating bonded to the tool.
- CHANNELLOCK® offre maintenant une gamme d'outils isolants.
- Tous les outils isolants CHANNELLOCK® portent le label de sécurité officiel « mille volts » et sont conformes aux normes IEC 900 et ASTM F1505-01.
- La gaine isolante de chaque outil est constituée de deux couches : La couche extérieure CHANNELLOCK BLUE® est ignifugée et anti-choc. La couche intérieure rouge est un revêtement dur hautement diélectrique, collé à l'outil.
- CHANNELLOCK® ahora ofrece una línea de herramientas con aislamiento.
- Todas las herramientas CHANNELLOCK® con aislamiento están marcadas con el símbolo de clasificación oficial de 1000 voltios y cumplen con las normas IEC 900 y ASTM F1505-01 para herramientas aisladas.
- El aislamiento en cada herramienta consiste de dos capas: la capa exterior azul CHANNELLOCK BLUE® que es de combustión lenta y resistente al impacto y la capa interior roja que es un revestimiento básico resistente y altamente dieléctrico que está adherido a la herramienta.

WARNINGS:

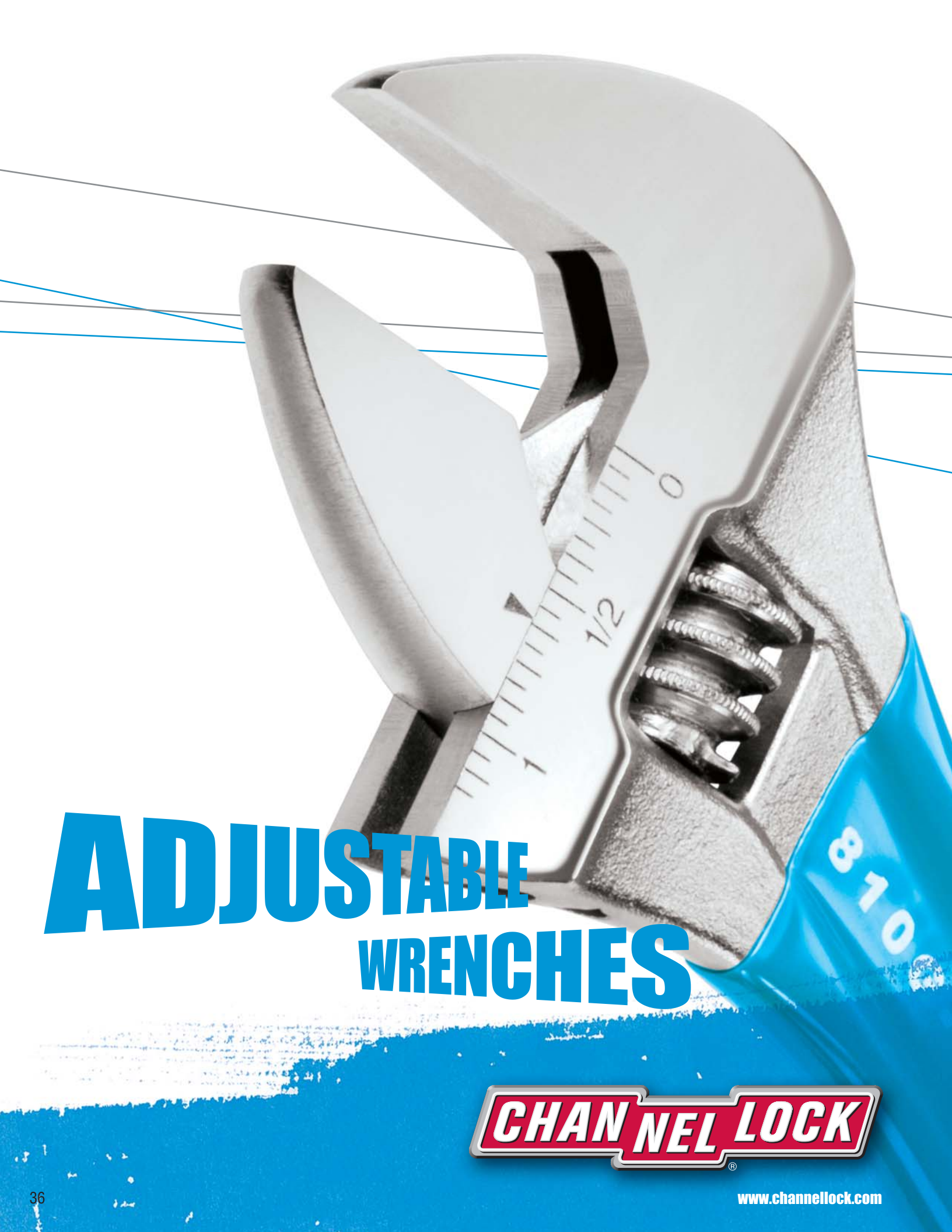
- CHANNELLOCK® insulated tools are designed to reduce the chance of injury. Whenever possible ALWAYS DE-ENERGIZE lines and equipment prior to working on or around them.
- If there is any chance that the tools will make contact with an energized source, ONLY USE TOOLS MARKED with the official international 1000-volt rating symbol.
- If the CHANNELLOCK BLUE® coating cracks, breaks or becomes damaged, that the red inner layer of the insulation is visible DO NOT USE. The tool must be destroyed.
- If there is any chance the tool will make contact with an energized source, never make bodily contact with the uninsulated portion of the tool.
- CHANNELLOCK® tools must be kept clean and dry of moisture, films or other contaminants that are conductive.
- Before using insulated tools inspect them carefully. Always wear approved eye protection when working with hand tools.
- Only use the tool that is specifically designed for the job.

AVERTISSEMENTS :

- Les outils isolants CHANNELLOCK® sont conçus pour réduire les risques d'accident. Mettez TOUJOURS les câbles et équipements électriques HORS TENSION avant d'effectuer des travaux dessus ou à proximité.
- Si le risque existe d'une entrée en contact avec une source de courant, UTILISEZ UNIQUEMENT DES OUTILS PORTEURS du label de sécurité international « mille volts ».
- Si la gaine CHANNELLOCK BLUE® se fendille, se casse ou est endommagée à un point tel que la couche rouge d'isolation apparaît, N'UTILISEZ PLUS cet outil et détruisez-le.
- Si l'outil risque d'entrer en contact avec une source de courant, ne touchez jamais sa partie non isolée.
- Les outils CHANNELLOCK® doivent être maintenus propres, sans traces d'humidité, dépôt ou autre contamination susceptible de conduire l'électricité.
- Inspectez avec soin les outils isolants avant chaque utilisation. Portez toujours des lunettes de protection homologuées lorsque vous vous servez d'outils à main.
- Utilisez uniquement l'outil correspondant au travail considéré.

ADVERTENCIAS:

- Las herramientas CHANNELLOCK® con aislamiento están diseñadas para reducir la posibilidad de lesiones. Cada vez que sea posible, DESCONECTE las líneas y los equipos antes de trabajar con ellos o alrededor de ellos.
- Si existe alguna posibilidad de que las herramientas hagan contacto con una fuente energizada, SÓLO UTILICE HERRAMIENTAS MARCADAS con el símbolo de clasificación oficial internacional de 1000 voltios.
- Si la capa azul CHANNELLOCK BLUE® se agrieta, rompe o daña y la capa roja interior del aislamiento queda visible, NO UTILICE LA HERRAMIENTA. La herramienta debe ser destruida.
- Si existe alguna posibilidad de que la herramienta haga contacto con una fuente energizada, jamás haga contacto físico con la porción de la herramienta que no esté aislada.
- Las herramientas CHANNELLOCK® deben mantenerse limpias, secas y sin humedad, películas ni otros contaminantes que sean conductores.
- Antes de usar herramientas con aislamiento, inspecciónelas con cuidado. Utilice siempre protección ocular aprobada cuando vaya a trabajar con herramientas de mano.
- Sólo utilice la herramienta específicamente diseñada para la labor.



ADJUSTABLE WRENCHES

CHANNEL LOCK[®]

www.channellock.com

ADJUSTABLE WRENCHES



Measurement scales (in. on front, mm on reverse) are handy for sizing nuts, pipe and tube diameters.

Les graduations (en pouces d'un côté, en mm de l'autre) sont particulièrement pratiques pour mesurer le diamètre des écrous, des tuyaux et des tubes.

Las escalas de medidas (pulg por el frente y mm por atrás) son convenientes para dimensionar tuercas, tubos y diámetros de tubo.

Chrome vanadium steel construction with (2NI-1CR) coating. Black phosphate finished handle also available.

Construction en acier au chrome-vanadium à revêtement (2NI-1CR). Poignée à fini phosphate noir également disponible.

Fabricación de acero al cromo-vanadio con revestimiento (2NI-1CR). También disponible con empuñadura de acabado negro fosfatado.



Perfectly parallel jaw surfaces grip safely and reduce possibility of damage.

Les surfaces parfaitement parallèles des mâchoires assurent une prise efficace et sûre.

Las superficies de mordaza perfectamente paralelas tienen un agarre seguro y reducen la posibilidad de daños.

Non protruding jaw with thinner jaw profile permits easier use in more confined spaces.

Le profil de mâchoire non protubérant et de plus grande minceur facilite l'emploi dans les espaces confinés.

La mordaza discreta y con un perfil más delgado facilita el uso en espacios más encerrados.

Ergonomic handle is wider for more comfortable grip.

Poignée ergonomique plus large et donc plus confortable au serrage.

La empuñadura ergonómica es más ancha para un agarre más cómodo.



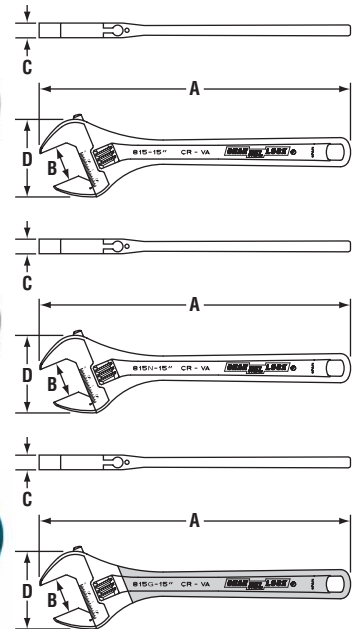
Chrome vanadium (CR-VA)



Black phosphate = N



Comfort grip = G



Note: Adjustable wrenches are manufactured in Spain to the highest quality standards for CHANNELLOCK, INC.

Remarque : les clés à molette sont fabriquées en Espagne pour le compte de CHANNELLOCK, INC., selon les normes de qualité les plus exigeantes.

Nota: Las llaves ajustables se fabrican en España cumpliendo con las normas de calidad más altas para CHANNELLOCK, INC.

PLIER	A OVERALL LENGTH		B JAW LENGTH		C JOINT THICKNESS		D JOINT WIDTH		WEIGHT		PRINTED NUMBERS	
	in	mm	in	mm	in	mm	in	mm	pounds	grams	in	mm
804, 804N, 804G	4.50	114.30	0.51	12.95	0.33	8.38	1.30	33.02	0.14	63.50	0, 1/2	0, 10
806, 806N, 806G	6.25	158.75	0.75	19.05	0.43	10.92	1.89	48.01	0.31	140.61	0, 1/2	0, 10, 20
808, 808N, 808G	8.00	203.20	0.94	23.88	0.53	13.46	2.36	59.94	0.59	267.62	0, 1/2	0, 10, 20
810, 810N, 810G	10.00	254.00	1.14	28.96	0.63	16.00	2.80	71.12	0.92	417.30	0, 1/2, 1	0, 10, 20, 30
812, 812N, 812G	12.00	304.80	1.34	34.04	0.75	19.05	3.27	83.06	1.53	694.00	0, 1/2, 1	0, 10, 20, 30
815, 815N	15.00	381.00	1.69	42.93	0.98	24.89	4.06	103.12	2.93	1329.03	0, 1/2, 1, 1/2	0, 10, 20, 30, 40
818, 818N	18.00	457.20	2.13	54.10	1.13	28.70	4.49	114.05	4.88	2213.53	0, 1/2, 1, 1/2, 2	0, 10, 20, 30, 40, 50
824	24.00	609.60	2.44	61.98	1.29	32.77	5.61	142.49	8.26	3746.67	N/A	N/A



CHANNELLOCK
85

MADE IN USA

SPECIAL PURPOSE PLIERS



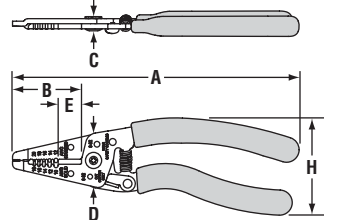
www.channellock.com

SPECIAL PURPOSE PLIERS



Features

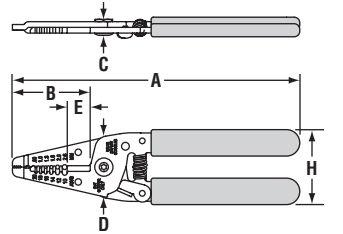
- Ergonomic handle.
- Pliers nose.
- Long curved cutter.
- Strips 10-12 AWG
- Poignées ergonomiques
- Bec de pince
- Coupe-fil long incurvé
- Dénude-fil calibre 10-12 AWG
- Empuñadura ergonómica
- Punta de alicata
- Alicata largo, nariz curva.
- Desforra AWG 10-12



PLIER	A OVERALL LENGTH		B JAW LENGTH		C JOINT THICKNESS		D JOINT WIDTH		E CUTTING EDGE		H HANDLE SPAN		WEIGHT	
	in	mm	in	mm	in	mm	in	mm	in	mm	in	mm	pounds	grams
957	7.00	177.80	1.68	42.67	0.46	11.68	1.30	33.02	0.57	14.48	2.05	52.07	0.34	154.22

Features

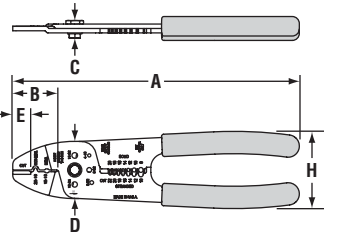
- Wire stripper, cutter
- AWG 10-20
- Coupe et dénude-fil
- Calibres AWG 10-20
- Desforrador de alambres, cortador
- AWG 10-20



PLIER	A OVERALL LENGTH		B JAW LENGTH		C JOINT THICKNESS		D JOINT WIDTH		E CUTTING EDGE		H HANDLE SPAN		WEIGHT	
	in	mm	in	mm	in	mm	in	mm	in	mm	in	mm	pounds	grams
958	6.25	158.75	1.61	40.89	0.47	11.94	1.30	33.02	0.43	10.92	1.89	48.01	0.34	154.22

Features

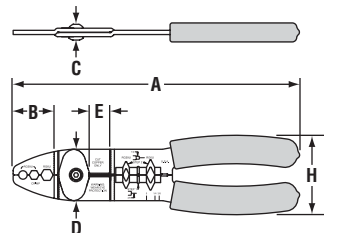
- Wire cutter, stripper
- Crimps insulated and non-insulated terminals.
- Coupe et dénude-fil
- Sertit les bornes isolées et non-isolées.
- Cortador de alambre, desforrador de alambres
- Poncha terminales aisladas y no aisladas.



PLIER	A OVERALL LENGTH		B JAW LENGTH		C JOINT THICKNESS		D JOINT WIDTH		E CUTTING EDGE		H HANDLE SPAN		WEIGHT	
	in	mm	in	mm	in	mm	in	mm	in	mm	in	mm	pounds	grams
959	8.25	209.55	1.26	32.00	0.47	11.94	1.61	40.89	0.24	6.10	2.17	55.12	0.34	154.22

Features

- Coax cable tool
- Three stripping stations for RG-6 and RG-59.
- Crimps RG-6 and RG-59 coax connectors.
- Outil pour câble co-axial
- Trois positions de dépouillement pour RG-6 et RG-59.
- Sertit les connecteurs co-axiaux RG-6 et RG-59.
- Herramienta para cables coaxiales
- Tres estaciones para desforrar cable RG-6 y RG-59.
- Poncha conectores coaxiales RG-6 y RG-59.



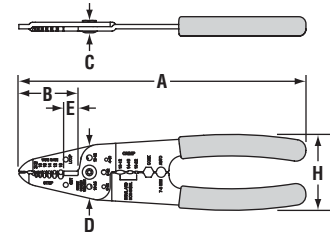
PLIER	A OVERALL LENGTH		B JAW LENGTH		C JOINT THICKNESS		D JOINT WIDTH		E CUTTING EDGE		H HANDLE SPAN		WEIGHT	
	in	mm	in	mm	in	mm	in	mm	in	mm	in	mm	pounds	grams
919	8.50	215.90	1.31	33.27	0.47	11.94	1.52	38.61	0.56	14.22	2.40	60.96	0.52	235.87

CHANNEL LOCK

WORK HARD. SWEAT BLUE.™

Features

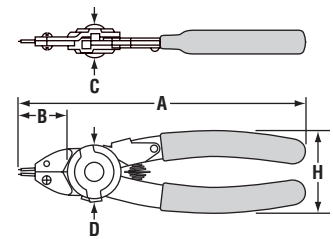
- Strips wire with no damage to conductor.
- Crimps insulated and non-insulated wire.
- Dénude le fil sans endommager le conducteur.
- Sertit les fils isolés et non-isolés.
- Desforra alambres sin daño alguno al conductor.
- Poncha alambres aisladas y no aisladas.



PLIER	A OVERALL LENGTH		B JAW LENGTH		C JOINT THICKNESS		D JOINT WIDTH		E CUTTING EDGE		H HANDLE SPAN		WEIGHT	
	in	mm	in	mm	in	mm	in	mm	in	mm	in	mm	pounds	grams
908	8.25	209.55	1.68	42.67	0.34	8.64	1.48	37.59	0.49	12.45	2.18	55.37	0.48	217.72

Features

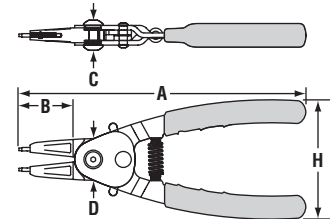
- Snap ring pliers
- Converts from internal to external rings.
External: 1/4" to 2", Internal: 3/8" to 2"
- Includes 5 tip sets.
.038 straight and 90°, .047 straight and 90°, .070 straight only
- Pincas à circlips
- Convertissable de circlips intérieur à circlips extérieur.
Extérieur : 1/4 à 2 po, intérieur : 3/8 à 2 po
- Comprend 5 jeux d'embouts :
0,96 mm droit et coudé à 90°, 1,19 mm droit et coudé à 90° et 1,8 mm droit seulement.
- Pinzas para anillos de retención
- Se convierte anillos internos a externos.
Externo: 6.35 mm a 5.08 cm; interno: 9.53 mm a 5.08 cm.
- Incluye 5 juegos de puntas: 0.038 recta y 90°, 0.047 recta y 90°, 0.070 recta solamente



PLIER	A OVERALL LENGTH		B JAW LENGTH		C JOINT THICKNESS		D JOINT WIDTH		E CUTTING EDGE		H HANDLE SPAN		WEIGHT	
	in	mm	in	mm	in	mm	in	mm	in	mm	in	mm	pounds	grams
907	7.50	190.50	1.18	29.97	0.71	18.03	1.46	37.08	N/A	N/A	1.30	33.02	0.67	303.91

Features

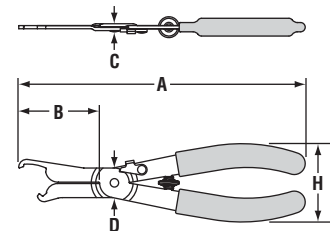
- Snap ring pliers
- Converts from internal to external rings.
External: 1/8" to 2", Internal: 1/4" to 2"
- Includes 6 tip sets.
.024 straight only, .038 straight and 90°, .047 straight and 90°, .070 straight only
- Pincas à circlips
- Convertissable de circlips intérieur à circlips extérieur.
Extérieur : 1/8 à 2 po, intérieur : 1/4 à 2 po
- Comprend 6 jeux d'embouts :
0,6 mm droit seulement, 0,96 mm droit et coudé à 90°, 1,19 mm droit et coudé à 90° et 1,8 mm droit seulement.
- Pinzas para anillos de retención
- Se convierte anillos internos a externos.
Externo: 3.18 mm a 5.08 cm; interno: 6.35 mm a 5.08 cm.
- Incluye 6 juegos de puntas:
0.024 recta solamente, 0.038 recta y de 90°, 0.047 recta y 90°, 0.070 recta solamente.



PLIER	A OVERALL LENGTH		B JAW LENGTH		C JOINT THICKNESS		D JOINT WIDTH		E CUTTING EDGE		H HANDLE SPAN		WEIGHT	
	in	mm	in	mm	in	mm	in	mm	in	mm	in	mm	pounds	grams
917	8.00	203.20	1.20	30.48	0.81	20.57	1.18	29.97	N/A	N/A	4.53	115.06	0.63	285.76

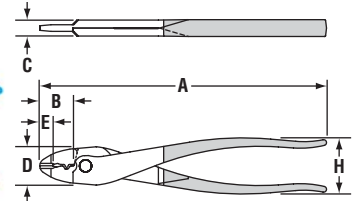
Features

- Locknut plier
- Fits most popular UL locknut sizes.
(metal, PVC, plastic)
- Thin profile for confined spaces.
- Pincas à contre-écrou
- Convient aux tailles d'écrou d'arrêt les plus communes
(métal, PVC, plastique).
- Profil effilé pour espaces confinés.
- Alicata para contratruercas
- Se ajusta a los tamaños más populares de contratruercas
(metal, PVC, plástico).
- Perfil delgado para espacios estrechos.



PLIER	A OVERALL LENGTH		B JAW LENGTH		C JOINT THICKNESS		D JOINT WIDTH		E CUTTING EDGE		H HANDLE SPAN		WEIGHT	
	in	mm	in	mm	in	mm	in	mm	in	mm	in	mm	pounds	grams
960	8.50	215.90	2.38	60.45	0.21	5.33	0.92	23.37	N/A	N/A	2.54	64.52	0.48	217.72

SPECIAL PURPOSE PLIERS



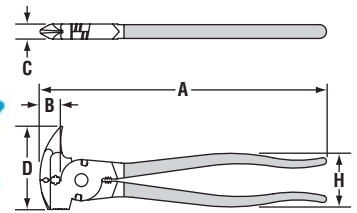
PLIER	A OVERALL LENGTH		B JAW LENGTH		C JOINT THICKNESS		D JOINT WIDTH		E CUTTING EDGE		H HANDLE SPAN		WEIGHT	
	in	mm	in	mm	in	mm	in	mm	in	mm	in	mm	pounds	grams
909	9.50	241.30	1.16	29.46	0.48	12.19	1.32	33.53	0.43	10.92	1.89	48.01	0.94	426.38

Features

- Crimps and cuts insulated and non-insulated solderless connections and terminals.
- Sertit et coupe les connexions et les bornes isolées et non-isolées sans soudure.
- Poncha y corta conexiones y terminales sin soldadura ambas aisladas y no aisladas.

Features

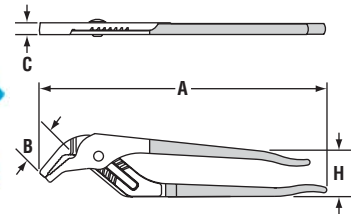
- Fence tool
- Hammer on jaw.
- Staple starter and puller.
- Wire stretcher, splicer, 2 cutters.
- Outil à grillage
- Mâchoire de frappe
- Permet à la fois de démarrer les crampons et de les tirer.
- Tendeur de grillage, épaisseur, 2 coupe-fils
- Herramienta para cercas
- Martillo en la mordaza.
- Hincador y extractor de grapas.
- Estirador de alambres, empalmador, 2 cortadores.



PLIER	A OVERALL LENGTH		B JAW LENGTH		C JOINT THICKNESS		D JOINT WIDTH		E CUTTING EDGE		H HANDLE SPAN		WEIGHT	
	in	mm	in	mm	in	mm	in	mm	in	mm	in	mm	pounds	grams
85	10.38	263.65	0.75	19.05	0.53	13.46	2.95	74.93	N/A	N/A	2.09	53.09	1.46	662.24

Features


- Air brake tool
- Easy brake clearance check for automatic or manual slack adjusters.
- Outil à frein pneumatique
- Vérification de jeu pour rattrapeurs d'usure automatiques ou manuels.
- Herramienta para ajustar los frenos de aire
- Perfil delgado para los ajustadores de freno automático y manual.



PLIER	A OVERALL LENGTH		B JAW LENGTH		C JOINT THICKNESS		H HANDLE SPAN		WEIGHT		NUMBER OF ADJUSTMENTS	JAW CAPACITY	
	in	mm	in	mm	in	mm	in	mm	pounds	grams		in	mm
444	12.00	304.80	1.50	38.10	0.34	8.64	1.81	45.97	1.64	743.89	7	2.25	57.15



917



960



919



444

SCREWDRIVERS NUTDRIVERS



CHANNEL LOCK[®]

www.channellock.com

SCREWDRIVERS / NUTDRIVERS



CODE BLUE™

Vapor-blast tip prevents chrome flakes from being left behind to compromise delicate components.

Le sablage humide de l'embout empêche le dépôt de déchets de chrome sur les composants délicats.

Punta tratada con "vapor-blast" impide que se dejen desprendimientos de cromo peligrosos para los componentes delicados.

Chrome vanadium steel for longer life.

Acier au chrome-vanadium, pour une plus grande durabilité.

Acero al cromo-vanadio para una vida más prolongada.



CHANNELLOCK BLUE® and red grips are designed for durability and comfort.

Les poignées rouges et bleues CHANNELLOCK BLUE® sont spécialement conçues pour offrir durabilité et confort.

Las empuñaduras azules CHANNELLOCK BLUE® y rojas están diseñadas para la seguridad y la comodidad de las manos.

STANDARD SCREWDRIVERS



NO.	DIAMETER		BLADE LENGTH		OVERALL LENGTH	
	in	mm	in	mm	in	mm
54EZ	3/16	4.76	4.00	101.60	7.50	190.50
56EZ	3/16	4.76	6.00	152.40	9.50	241.30
58EZ	3/16	4.76	8.00	203.20	11.50	292.10
74EZ	1/4	6.35	4.00	101.60	8.00	203.20
77EZ	1/4	6.35	7.00	177.80	11.25	285.75
106EZ	3/8	9.53	6.00	152.40	10.75	273.05

PHILLIPS

POINT NO. 1+ POINT NO. 2+

NO.	DIAMETER		BLADE LENGTH		OVERALL LENGTH	
	in	mm	in	mm	in	mm
P14EZ	3/16	4.76	4.00	101.60	7.50	190.50
P24EZ	1/4	6.35	4.00	101.60	8.25	209.55

SQUARE RECESS

NO. AND SIZE	SCREW SIZE	BLADE LENGTH		OVERALL LENGTH	
		in	mm	in	mm
SL-0EZ	#3, #4	3.50	88.90	7.00	177.80
SL-1EZ	#5, #6, #7	3.50	88.90	7.50	190.50
SL-2EZ	#8, #9, #10	3.50	88.90	7.50	190.50
SL-3EZ	#12, #14	3.50	88.90	7.50	190.50

TORX® *

NO. AND SIZE	BLADE LENGTH		OVERALL LENGTH	
	in	mm	in	mm
TX 6 EZ	3.13	79.50	6.63	168.40
TX 7 EZ	3.13	79.50	6.63	168.40
TX 8 EZ	3.13	79.50	6.63	168.40
TX 9 EZ	3.13	79.50	6.63	168.40
TX 10 EZ	3.13	79.50	6.63	168.40
TX 15 EZ	3.50	88.90	7.75	196.85
TX 20 EZ	3.50	88.90	7.75	196.85
TX 25 EZ	3.50	88.90	7.75	196.85
TX 27 EZ	3.50	88.90	7.75	196.85
TX 30 EZ	3.50	88.90	7.75	196.85
TX 40 EZ	3.50	88.90	8.25	209.55
TX 45 EZ	3.50	88.90	8.25	209.55
TX 50 EZ	4.00	101.60	8.50	215.90
TX 55 EZ	4.00	101.60	8.50	215.90

* TORX® is a registered trademark of Camcar Division of Textron Incorporated.

STANDARD NUTDRIVERS

Size indicator on handle




NO. AND SIZE	BLADE LENGTH		OVERALL LENGTH	
	in	mm	in	mm
3/16" EZ	3.25	82.55	8.00	203.20
1/4" EZ	3.25	82.55	8.00	203.20
5/16" EZ	3.25	82.55	8.00	203.20
11/32" EZ	3.25	82.55	8.00	203.20
3/8" EZ	3.25	82.55	8.00	203.20
7/16" EZ	3.25	82.55	8.00	203.20
1/2" EZ	3.25	82.55	8.00	203.20

METRIC NUTDRIVERS

Size indicator on handle

NO. AND SIZE	BLADE LENGTH		OVERALL LENGTH	
	mm	in	mm	in
5 mm EZ	82.55	3.25	203.20	8.00
5.5 mm EZ	82.55	3.25	203.20	8.00
6 mm EZ	82.55	3.25	203.20	8.00
7 mm EZ	82.55	3.25	203.20	8.00
8 mm EZ	82.55	3.25	203.20	8.00
9 mm EZ	82.55	3.25	203.20	8.00
10 mm EZ	82.55	3.25	203.20	8.00
11 mm EZ	82.55	3.25	203.20	8.00
12 mm EZ	82.55	3.25	203.20	8.00

6 'n 1 SCREWDRIVERS



NO.	FOR USE WITH	BIT	TIP #1	TIP #2
61EZ	Slotted screws	SP38	5/16 ⊖	1/4 ⊖
	Phillips screws	SP39	#1 ⊕	#2 ⊕
	Nutdriver	N/A	5/16 ⊙	1/4 ⊙

Assembled in USA

Assemblé aux États-Unis.

Ensamblado en los EE.UU.



WORK HARD. SWEAT BLUE.™

SCREWDRIVERS / NUTDRIVERS



CUSHION GRIP



Vapor-blast tip prevents chrome flakes from being left behind to compromise delicate components.

Le sablage humide de l'embout empêche le dépôt de déchets de chrome sur les composants délicats.

Punta tratada con "vapor-blast" impide que se dejen desprendimientos de cromo peligrosos para los componentes delicados.

Chrome vanadium steel for longer life.

Acier au chrome-vanadium, pour une plus grande durabilité.

Acero al cromo-vanadio para una vida más prolongada.

Cushion grip handle for extra comfort.

Poignée rembourrée plus confortable.

Empuñadura acojinada para más comodidad de las manos.

STANDARD CUSHION GRIP SCREWDRIVERS



NO.	DIAMETER		BLADE LENGTH		OVERALL LENGTH	
	in	mm	in	mm	in	mm
54C	3/16	4.76	4.00	101.60	7.75	196.85
56C	3/16	4.76	6.00	152.40	9.50	241.30
58C	3/16	4.76	8.00	203.20	11.50	292.10
74C	1/4	6.35	4.00	101.60	8.25	209.55
106C	3/8	9.53	6.00	152.40	10.75	273.05

CUSHION GRIP NUTDRIVERS

Round Solid Shaft, Color Coded



NO. AND SIZE	BLADE LENGTH		OVERALL LENGTH	
	in	mm	in	mm
3/16 NDC	3.25	82.55	7.25	184.15
1/4 NDC	3.25	82.55	7.25	184.15
5/16 NDC	3.25	82.55	7.25	184.15
11/32 NDC	3.25	82.55	7.25	184.15
3/8 NDC	3.25	82.55	7.25	184.15
7/16 NDC	3.25	82.55	7.25	184.15
1/2 NDC	3.25	82.55	7.25	184.15

PHILLIPS CUSHION GRIP SCREWDRIVERS



NO.	DIAMETER		BLADE LENGTH		OVERALL LENGTH	
	in	mm	in	mm	in	mm
P14C	3/16	4.76	4.00	101.60	7.50	190.50
P24C	1/4	6.35	4.00	101.60	8.25	209.55

MERCHANDISERS GIFT SETS



CHANNEL LOCK

WORK HARD. SWEAT BLUE.™



GS-1

Set includes:
426 – 6.5" tongue and groove plier
420° – 9.5" tongue and groove plier

Comprend :
426 – pince multiprise de 16,5 cm
420° – pince multiprise de 24 cm

El juego incluye:
426 – Pinza de extensión de 165.10 mm
420° – Pinza de extensión de 241.30 mm



GS-2

Set includes:
337 – 7" cutting plier
420° – 9.5" tongue and groove plier

Comprend :
337 – pinces coupantes de 17,75 cm
420° – pince multiprise de 24 cm

El juego incluye:
337 – Alicata de corte de 177.80 mm
420° – Pinza de extensión de 241.30 mm



GS-3

Set includes:
426 – 6.5" tongue and groove plier
420° – 9.5" tongue and groove plier
440° – 12" tongue and groove plier

Comprend :
426 – pince multiprise de 16,5 cm
420° – pince multiprise de 24 cm
440° – pince multiprise de 30,5 cm

El juego incluye:
426 – Pinza de extensión de 165.10 mm
420° – Pinza de extensión de 241.30 mm
440° – Pinza de extensión de 304.80 mm



GS-4

Set includes:
337 – 7" cutting plier
3017 – 8" long nose plier
430° – 10" tongue and groove plier

Comprend :
337 – pinces coupantes de 17,75 cm
3017 – pinces à long bec de 20,25 cm
430° – pince multiprise de 25,5 cm

El juego incluye:
337 – Alicata de corte de 177.80 mm
3017 – Pinza de punta larga de 203.20 mm
430° – Pinza de extensión de 254.00 mm



GS-5

Set includes:
808 – 8" adjustable wrench
810 – 10" adjustable wrench

Comprend :
808 – clé à molette de 20,25 cm
810 – clé à molette de 25,5 cm

El juego incluye:
808 – Llave ajustable de 203.20 mm
810 – Llave ajustable de 254.00 mm



GS-6

Set includes:
337 – 7" cutting plier
317 – 8" long nose plier
430° – 10" tongue and groove plier

Comprend :
337 – pinces coupantes de 17,75 cm
317 – pinces à long bec de 20,25 cm
430° – pince multiprise de 25,5 cm

El juego incluye:
337 – Alicata de corte de 177.80 mm
317 – Alicata de punta larga de 203.20 mm
430° – Pinza de extensión de 254.00 mm



FS-1

Set includes:
85 – 10" fence tool
440° – 12" tongue and groove plier

Comprend :
85 – pince de treillageur de 25,5 cm
440° – pince multiprise de 30,5 cm

El juego incluye:
85 – Herramienta para cercas de 254.00 mm
440° – Pinza de extensión de 304.80 mm



OF-1

Set includes:
212 – 12" oil filter plier
215 – 15.5" oil filter plier

Comprend :
212 – pinces à filtre à huile de 30,5 cm
215 – pinces à filtre à huile de 39,25 cm

El juego incluye:
212 – Pinza para filtro de aceite de 304.80 mm
215 – Pinza para filtro de aceite de 393.70 mm

MERCHANDISERS / GIFT SETS



GLS-1

Set includes:
 GL-10 – 9.5" Griplock® tongue and groove plier
 GL-12 – 12.5" Griplock® tongue and groove plier

Comprend :
 GL-10 – pince multiprise Griplock® de 24,25 cm
 GL-12 – pince multiprise Griplock® de 31,75 cm

El juego incluye:
 GL-10 – Pinza de extensión Griplock® de 241.30 mm
 GL-12 – Pinza de extensión Griplock® de 317.50 mm



GLS-2

Set includes:
 GL-6 – 6.5" Griplock® tongue and groove plier
 GL-10 – 9.5" Griplock® tongue and groove plier

Comprend :
 GL-6 – pince multiprise Griplock® de 16,5 cm
 GL-10 – pince multiprise Griplock® de 24,25 cm

El juego incluye:
 GL-6 – Pinza de extensión Griplock® de 165.10 mm
 GL-10 – Pinza de extensión Griplock® de 241.30 mm



GLS-3

Set includes:
 GL-6 – 6.5" Griplock® tongue and groove plier
 GL-10 – 9.5" Griplock® tongue and groove plier
 GL-12 – 12.5" Griplock® tongue and groove plier

Comprend :
 GL-6 – pince multiprise Griplock® de 16,5 cm
 GL-10 – pince multiprise Griplock® de 24,25 cm
 GL-12 – pince multiprise Griplock® de 31,75 cm

El juego incluye:
 GL-6 – Pinza de extensión Griplock® de 165.10 mm
 GL-10 – Pinza de extensión Griplock® de 241.30 mm
 GL-12 – Pinza de extensión Griplock® de 317.50 mm



AS-1

Set includes:
 447 – 7.75" cutting plier
 410 – 9.5" Nutbuster™ tongue and groove plier

Comprend :
 447 – pinces coupantes de 19,75 cm
 410 – pince multiprise Nutbuster™ de 24,25 cm

El juego incluye:
 447 – Alicate de corte de 196.85 mm
 410 – Pinza de extensión Nutbuster™ de 241.30 mm



TG-1

Set includes:
 420® – 9.5" tongue and groove plier
 440® – 12" tongue and groove plier

Comprend :
 420® – pince multiprise de 24,25 cm
 440® – pince multiprise de 30,5 cm

El juego incluye:
 420® – Pinza de extensión de 241.30 mm
 440® – Pinza de extensión de 304.80 mm



LCS-4

Set includes:
 30 – 4.5" Little Champ® plier
 31 – 6" Little Champ® plier
 32 – 4.5" Little Champ® plier
 33 – 5" Little Champ® plier

Comprend :
 30 – pinces Little Champ® de 11,5 cm
 31 – pinces Little Champ® de 15,25 cm
 32 – pinces Little Champ® de 11,5 cm
 33 – pinces Little Champ® de 12,7 cm

El juego incluye:
 30 – Pinza Little Champ® de 114.30 mm
 31 – Pinza Little Champ® de 152.40 mm
 32 – Pinza Little Champ® de 114.30 mm
 33 – Pinza Little Champ® de 127.00 mm



CBH-1

Set includes:
 338CB – 8.25" Code Blue™ cutting plier
 430CB – 10.5" Code Blue™ tongue and groove plier
 Canvas tool holster

Comprend :
 338CB – pinces coupantes Code Blue™ de 21 cm
 430CB – pince multiprise Code Blue™ de 26,75 cm
 Etui en toile

El juego incluye:
 338CB – Alicate de corte Code Blue™ de 209.55 mm
 430CB – Pinza de extensión Code Blue™ de 266.70 mm
 Estuche para herramientas



WORK HARD. SWEAT BLUE.™



ND5KC

Set includes:

1/4", 5/16", 3/8", 7/16", 1/2" cushion grip nutdrivers

Comprend :

Tournevis à douille de 1/4, 5/16, 3/8, 7/16 et 1/2 po, à poignée rembourrée

El juego incluye:

Desarmadores de caja con mango cómodo de 1/4, 5/16, 3/8, 7/16 y 1/2 pulgadas



ND7KC

Set includes:

3/16", 1/4", 5/16", 11/32", 3/8", 7/16", 1/2" cushion grip nutdrivers

Comprend :

Tournevis à douille de 3/16, 1/4, 5/16, 11/32, 3/8, 7/16 et 1/2 po, à poignée rembourrée

El juego incluye:

Desarmadores de caja con mango cómodo de 3/16, 1/4, 5/16, 11/32, 3/8, 7/16 y 1/2 pulgadas



CG-5

Set includes:

P14C, 54C, P24C, 74C, 106C cushion grip screwdrivers

Comprend :

Tournevis à poignée rembourrée P14C, 54C, P24C, 74C et 106C

El juego incluye:

Destornilladores/desarmadores de mango cómodo P14C, 54C, P24C, 74C y 106C



EZK-5

Set includes:

54EZ, P14EZ, 74EZ, P24EZ, 106EZ Code Blue™ screwdrivers

Comprend :

Tournevis Code Blue™ 54EZ, P14EZ, 74EZ, P24EZ et 106EZ

El juego incluye:

Destornilladores/desarmadores Code Blue™ 54EZ, P14EZ, 74EZ, P24EZ y 106EZ



EZ7S

Set includes:

1/2EZ, 7/16EZ, 3/8EZ, 11/32EZ, 5/16EZ, 1/4EZ, 3/16EZ Code Blue™ nutdrivers

Comprend :

Tournevis à douille Code Blue™ 1/2EZ, 7/16EZ, 3/8EZ, 11/32EZ, 5/16EZ, 1/4EZ et 3/16EZ

El juego incluye:

Desarmadores de caja Code Blue™ 1/2EZ, 7/16EZ, 3/8EZ, 11/32EZ, 5/16EZ, 1/4EZ y 3/16EZ



EZ7M

Set includes:

12MMEZ, 11MMEZ, 9MMEZ, 8MMEZ, 7MMEZ, 6MMEZ, 5MMEZ Code Blue™ nutdrivers

Comprend :

Tournevis à douille Code Blue™ 12MMEZ, 11MMEZ, 9MMEZ, 8MMEZ, 7MMEZ, 6MMEZ et 5MMEZ

El juego incluye:

Desarmadores de caja Code Blue™ 12MMEZ, 11MMEZ, 9MMEZ, 8MMEZ, 7MMEZ, 6MMEZ y 5MMEZ

MERCHANDISERS / GIFT SETS



PC-1

Pit Crews Choice

Set includes: 424, 426, 440®, 460 tongue and groove pliers packaged in a foam tray.

Pit Crews Choice

Kit mécano de course, comprenant : pinces multiprises 424, 426, 440® et 460 dans un plateau en mousse.

Opción para mecánicos de automóviles

El juego incluye: pinzas de extensión 424, 426, 440® y 460 empaquetados en una bandeja.



PC-2

Pit Crews Choice II

Set includes: 420®, 337, 317, 548 packaged in a foam tray.

Pit Crews Choice II

Kit mécano de course, comprenant : 420®, 337, 317 et 548 dans un plateau en mousse.

Opción II para mecánicos de automóviles

El juego incluye: surtido de modelos 420®, 337, 317, y 548 empaquetado en una bandeja.



QUARTER PALLET DISPLAYER

Eight 5-pack merchandiser makes an attractive floor display.

Ce présentoir de sol à 8 logements pour kits de 5 pièces est un outil de vente attrayant.

El exhibidor de ocho paquetes de 5 juegos es atractivo para el piso.



MINI DISPLAY

Holds four (4) 5-pack large gift sets in attractive floor display.

Présente quatre grands kits-cadeaux de 5 pièces de façon agréable à l'oeil.

Contiene cuatro (4) juegos de regalo grandes de 5 paquetes en exhibidor para el piso.



PMX-21EZ

2 'n 1 Code Blue™ screwdriver in candy jar display, 25 per jar.

Tournevis Code Blue™ « 2 en 1 » dans un grand bocal de comptoir, 25 tournevis par bocal.

Destornillador 2 en 1 Code Blue™ en despliegue de tarro para caramelos, 25 por tarro.



PMX61EZ

6 'n 1 Code Blue™ screwdriver counter merchandiser, 12 per package.

Présentoir de comptoir 6 en 1 pour tournevis Code Blue™, 12 par paquet.

Exhibidor de despacho para destornilladores Code Blue™ 6 en 1 con 12 juegos por paquete.



COUNTER DISPLAYS

10 tools per display. (Shown: CD-420)

Displays available: CD-440, CD-430, CD-420, CD-GL10, CD-337, CD-526

10 outils par présentoir (présentoir illustré : CD-420)

Présentoirs disponibles : CD-440, CD-430, CD-420, CD-GL10, CD-337 et CD-526.

10 herramientas por exhibidor. (Se ilustra el CD-420)

Exhibidores disponibles: CD-440, CD-430, CD-420, CD-GL10, CD-337 y CD-526.

CHANNEL LOCK

WORK HARD. SWEAT BLUE.™



GP-7

Tool roll includes: 420° tongue and groove plier, 61EZ Code Blue™ screwdriver, 806 adjustable wrench, 426 tongue and groove plier, 436 diagonal cutter, 326 long nose plier

Cette poche à outils comprend : pince multiprise 420°, tournevis Code Blue™ 61EZ, clé à molette 806, pince multiprise 426, pinces coupantes obliques 436, pinces à long bec 326

Estuche de herramientas incluye: pinza de extensión 420°, destornillador Code Blue™ 61EZ, llave ajustable 806, pinza de extensión 426, cortador diagonal 436, alicata de punta larga 326



LCR-1

Tool roll includes: 30 flush cutter, 31 long nose, 32 end cutter, 33 short nose, 34 flat nose, 35 round nose Little Champ® pliers

Cette poche à outils comprend : pinces Little Champ® coupeur à ras 30, à bec long 31, coupantes en bout 32, à bec court 33, à bec de cane 34 et à bec arrondi 35.

Estuche de herramientas incluye: alicates Little Champ®: de corte 30, de punta larga 31, de corte frontal 32, de punta corta 33, de punta plana 34 y de punta redonda 35.



TOOL ROLL NO. 1

Tool roll includes: 420° tongue and groove plier, 909 crimping and cutting tool, 447 diagonal cutter, 317 long nose plier, 526 slip joint plier

Cette poche à outils comprend : pince multiprise 420°, outil de coupe et de sertissage électrique 909, pinces coupantes obliques 447, pinces à long bec 317 et pinces à charnière coulissante 526.

Estuche de herramientas incluye: pinza de extensión 420°, herramienta de ponche y corte 909, cortador diagonal 447, alicata de punta larga 317, alicata de unión móvil 526.



TOOL ROLL NO. 2

Tool roll includes: 420° tongue and groove plier, 909 crimping and cutting tool, 447 diagonal cutter, 317 long nose plier, 426 tongue and groove plier

Cette poche à outils comprend : pince multiprise 420°, outil de coupe et de sertissage électrique 909, pinces coupantes obliques 447, pinces à long bec 317 et pince multiprise 426.

Estuche de herramientas incluye: pinza de extensión 420°, herramienta de ponche y corte 909, cortador diagonal 447, alicata de punta larga 317, pinza de extensión 426.



TOOL ROLL NO. 3

Tool roll includes: 430° tongue and groove plier, 420° tongue and groove plier, 337 cutting plier, 3017 long nose plier, 526 slip joint plier

Cette poche à outils comprend : pince multiprise 430°, pince multiprise 420°, pinces coupantes 337, pinces à long bec 3017 et pinces à charnière coulissante 526.

Estuche de herramientas incluye: pinza de extensión 430°, pinza de extensión 420°, alicata de corte 337, alicata de punta larga 3017, pinza de unión móvil 526.



CBR-8

8 piece Code Blue™ set in canvas roll includes: 430CB, 420CB, 369CB, 911CB, 909CB, 358CB, 318CB, 338CB

Ce kit Code Blue™ de 8 pièces sous étui en toile comprend : 430CB, 420CB, 369CB, 911CB, 909CB, 358CB, 318CB et 338CB.

El juego Code Blue™ de 8 piezas en un estuche de lona incluye: 430CB, 420CB, 369CB, 911CB, 909CB, 358CB, 318CB y 338CB.

MERCHANDISERS / GIFT SETS



PROFITTURN CENTER®



PTD-1

ITEM	QTY.
460	2
440 [®]	5
430 [®]	5
420 [®]	5
426	5
526	5
337	5
317	5
808G	5
810G	5
	47

21" x 32"



PTD-2

ITEM	QTY.
460	2
440 [®]	5
430 [®]	5
426	5
420 [®]	5
	22

13.75" x 32"



PTD-3

ITEM	QTY.
812	5
810	5
806	5
808	5
	20

8" x 32"



PTD-EZ1

ITEM	QTY.
77EZ	5
74EZ	5
106EZ	5
58EZ	5
56EZ	5
54EZ	5
P14EZ	5
P24EZ	5
61EZ	5
EZK-5	5
	50

16.5" x 32"



PTD-EZ2

ITEM	QTY.
1/2EZ	5
7/16EZ	5
3/8EZ	5
11/32EZ	5
5/16EZ	5
1/4EZ	5
3/16EZ	5
EZ7S	5
	40

16.5" x 32"



PTD-EZ3

ITEM	QTY.
12MMEZ	5
11MMEZ	5
10MMEZ	5
9MMEZ	5
8MMEZ	5
7MMEZ	5
6MMEZ	5
5MMEZ	5
EZ7M	5
	45

16.5" x 32"



PTD-CB1

ITEM	QTY.
430CB	3
369CB	3
318CB	3
338CB	3
420CB	3
911CB	3
909CB	3
358CB	3
	24

16.5" x 32"



PTD-CB2

ITEM	QTY.
430CB	3
369CB	3
318CB	3
338CB	3
	12

16.5" x 32"

DOMESTIC SALES REPRESENTATIVES

California, Nevada, Arizona, Hawaii, New Mexico

J.J. BROWN COMPANY
3675 E. Huntington Dr. #220
Pasadena, California 91107
626-395-7798
Fax 626-395-7875
e-mail: jjbco@pachbell.net

*North Carolina, South Carolina, Georgia,
Alabama, Tennessee, Mississippi*

CONNER SALES COMPANY
One Perimeter Park South
Suite #315 South
Birmingham, Alabama 35243
205-969-3779
Fax 205-969-1075
e-mail: csi@connersales.com

*Indiana, Kentucky, Ohio, Western
Pennsylvania, West Virginia*

DAN WAITZ ASSOCIATES, INC.
8170 Fifth Street
Dexter, MI 48130
734-424-4300
Fax 734-424-4303
e-mail: danwaitz@aol.com
Website: www.danwaitz.com

*New Jersey, Eastern N.Y., Eastern Penna.,
Virginia, Maryland, Delaware*

A. P. HENRICKS COMPANY, INC.
20 S. Concourse
Neptune, New Jersey 07753
(P.O. Box 813 w/Zip 07754)
732-774-2204
Fax 732-774-2119
e-mail: Thenri8639@aol.com

Michigan

LINEDRIVE UNLIMITED
5700 Aurelius Rd., Suite 300
Lansing, MI 48911
517-887-3390
Fax 517-887-8892
e-mail: ctague@linedriveu.com

*Illinois, Wisconsin, Kansas, Nebraska,
Iowa, Missouri*

MUZZY & PETERS CO.
486 W. Wrightwood Avenue
Elmhurst, Illinois 60126-1016
630-833-0016
800-359-3095
Fax 630-833-0018
800-359-5095
e-mail: muzpet@muzpet.com

Texas, Oklahoma, Arkansas, Louisiana

QUALITY LINE SALES
P. O. BOX 228
Barker, Texas 77413-0228
281-578-8166
Fax 281-578-7021
e-mail: fdevine@houston.rr.com

New England

SAWYER ASSOCIATES
341 Balcom Street
Mansfield, Mass. 02048
508-261-9850
Fax 508-261-9851
e-mail: sawyer@mail2.gis.net

Florida

STATE SIDE SALES, INC.
4480-H South Cobb Drive
#333
Smyrna, GA 30080
800-995-8311
Fax 800-693-6519
e-mail: info@statesidesales.com

*Washington, Oregon, Idaho, Alaska,
Colorado, Utah, Montana*

WESTERN BORDERS, INC.
5609 2nd Avenue S.
Seattle, Washington 98108
(P.O. Box 24825 w/Zip 98124)
206-623-1212
Fax 206-382-4792
e-mail: barbara@westernborders.com

Minnesota, North Dakota, South Dakota

NORTH CENTRAL STATES MARKETING
16111 Inverness Way
Lakeville, Minnesota 55044
952-431-1486
Fax 952-431-1623
e-mail: ncsm@frontiernet.net

Upstate New York

BRAMAN SALES & DISTRIBUTION
Robert Gardens North
Bldg. 185 Suite #2
Queensbury, NY 12804
888-546-7323
Fax 866-827-8224
e-mail: peter@bramanenterprises.com

INTERNATIONAL SALES DIVISION

International Headquarters

CHANNELLOCK, INC.
1306 South Main Street
Meadville, PA 16335, U.S.A.
Phone (814) 337-9360
Fax (814) 336-2477
www.channellock.com

*International Sales Manager -
Europe/Middle East/Far East*

MR. MOGENS LÆRKE LORENZEN
Perikonvej 11
Nr. Vorupor
7700 Thisted, Denmark
Phone (45) 9793 8680
Fax (45) 9793 8679
e-mail: mol@channellock.com

Independent Sales Consultant for Mexico

MR. SERGIO CONTRERAS H.
Maria Mares 957-2
Parques Del Nilo
C.P. 44860
Guadalajara, Jalisco
Mexico
Tel/Fax (0133) 3680-1097
Phone (0133) 3606-6424
e-mail: scontreras@channellock.com

Canadian Territory

MR. VICTOR VASARHELYI
SCHRODER SALES & MARKETING
56 Roosevelt Drive
Richmond Hill, ON L4C 6V4 CANADA
Phone (905) 731-3489
Fax (905) 881-7453
e-mail: schrodersales@ca.inter.net

*International Sales Manager -
Caribbean & South America*

SHERIE L. McINTOSH
CHANNELLOCK, INC.
1306 South Main Street
Meadville, PA 16335, U.S.A.
Phone (814) 337-9291
Fax (814) 336-2477
e-mail: smcintosh@channellock.com



WORK HARD. SWEAT BLUE.™

CHANNELLOCK, INC. • Meadville, Pennsylvania 16335, U.S.A.
Phone 800-724-3018 • Fax 800-962-2583 • International Phone 814-337-9360 • International Fax 814-336-2477
www.channellock.com • email: pliers@channellock.com