


NuTone®

life. style. home.™

Door Chimes
Pushbuttons
Chime Kits



The NuTone® Difference

Decorative accents have never been in higher demand. NuTone works to **identify and translate market needs** into a line of products that makes decorating easier for the consumer and installation easier for the contractor.

Brand Leadership

The NuTone brand carries the **highest brand recognition** among consumers buying door chimes. *NuTone consumers have discriminating taste and are willing to invest more in order to personalize their home.




Global Innovations

With a tradition of fashion and quality that dates back to 1936 NuTone continually researches and **develops innovative new products**. Popular global and domestic design trends are applied to NuTone products so you can benefit from the most current styles.

Personalized Service

NuTone's ongoing commitment to improve customer support systems means that a team dedicated to providing the **best service in the industry backs you** — and your customers. Quick response dealer orders can be placed via EDI, toll-free calls or fax. NuTone order and reorder response rates help dealers manage inventory and service the customer.

Key Factors

	1. 10 Minute Wired Chime Upgrade (excluding recessed models)
	2. Wireless Models Extended "Clean Air" Operating Range CD Quality Sound Volume Control
	3. Chime Kits with EZ install transformer
	4. Chimes Diagnostic Tool for troubleshooting
	5. Ambient Light Chimes
	6. Ideal for Hearing Impaired Strobe Light
	7. Transformer with built in thermal cut off for durability

*(Source: Equifax Door Chime Research 2002)



Wired Chimes

- 5 Traditional Musical
- 6 Specialty Electronic
- 6 Ambient Light
- 7-10 Decorative
- 11-13 Builder Kits
 - 11 Junction Box Kits
 - 12 Junction Box Transformer
 - 12 Transformers & Chime Wire
 - 13 Builder Chimes
- 14-15 Wired Pushbuttons
- 16 Chime Kit Upgrade
- 16 Diagnostic Tool

Wireless Chimes

- 17 Portable
- 18 Portable
- 18 Mechanical Thru-Door Greeter
- 19 Plug-In
- 19 Pushbuttons

NuTone® Collection of Wired Door Chimes


Ever notice how some of the best times are when you're at home with friends or family? Creating life's wonderful memories begins with a good first impression. There is no better way to make an impression than by greeting your guests with the elegant sound and style of a NuTone door chime.

Nothing completes a home like a NuTone Door Chime. NuTone offers the perfect combination of function, style and sound. With single-note chimes, two-note chimes, and complete door chime kits, homeowners and builders alike make NuTone part of their finishing touches.



Wired Chime Advantages

- Never needs batteries
- Large selection of features, sounds & decorative pushbuttons
- Maintenance free — long lasting



LA501K LA501CY

The C501K features a beautiful oak finish and is accented with a beveled, mirrored insert. The C501CY features a cherry finish. Either version can easily replace an existing two-note chime without rewiring.

For up to three doors. Eight-note Westminster or four-note chime for front door, one-note for the back door, and a separate note for a side door. Uses a 16-volt transformer.

Dimensions:
12 1/2" x 60 1/4" x 4 7/8"



LA305WL LA305RW

The LA305RW is a beautiful rosewood finish chime which features a beveled edge, raised brushed brass insert with polished brass floral design. Brushed brass resonance chambers. C305 is also available in a walnut finish.

For up to three entrances, eight-note or four-note chime for front door, and separate one-note tone for second and third doors. Can easily replace existing two-note chime without rewiring. Uses a 16-volt transformer.

Dimensions:
10" x 16 5/8" x 4 1/4"

LA70MA

Genuine maple wood eight-note chime in a distinctive "column" design with three brass-finish chime tubes.

For up to three entrances, eight-note or four-note chime for front door, and one-note tone for second and third doors. Features adjustable volume control. Can easily replace existing two-note chime without rewiring. Includes a 16-volt transformer.

Dimensions:
10 3/8" x 15 1/2" x 4 3/4"
(not suitable for staining)



LA500K

Contemporary natural oak frame. Can be recessed or surface mounted. Features acrylic black panel to set off the oak and brass. Can easily replace an existing two-note chime without rewiring.

For up to three doors. Eight-note Westminster or four-note chime for front door, one-note for the back door, and a separate note for a side door. Uses a 16-volt transformer.

Dimensions:
Oak frame - 12 3/8" x 61"
Housing cut-out if recessed - 10 1/2" x 59 1/8"



LA311WL

Constructed of rich walnut, the LA311WL offers traditional elegance. It's the height of sounds and style.

For up to three entrances, eight-note or four-note chime for front door, and separate one-note chime for second and third doors. Can easily replace existing two-note chime without rewiring. Uses a 16-volt transformer.

Dimensions:
12 1/2" x 18" x 4 7/8"



LA310CY

With a fine cherry finish and exquisite sound, the LA310 is perfect for new construction or retrofit installations.

For up to three entrances, eight-note or four-note chime for front door, and separate one-note chime for second and third doors. Can easily replace existing two-note chime without rewiring. Uses a 16-volt transformer.

Dimensions:
12" x 18 3/4" x 4 7/8"

○○○ SPECIALTY ELECTRONIC

Your chimes are a unique statement of your personality. Our specialty electronic chimes allow you to choose between a wide variety of tunes and give you versatility in complementing your décor.



Musical Chime*
LA52WH

Choose from 24 different tunes for front door, two-note chime for second door. Adjustable volume. Can easily replace existing two-note chime without rewiring. Uses a 16-volt transformer.

Dimensions:
6 1/8" x 9 5/8" x 3"



Recessed Westminster Chime*
LA174WH

Recessed electronic chime with flush-mount white louvered grille. Can be painted to match decor so it is only heard and not seen. Eight-note tune for front door, two-note chime for second door, and one single-note for third door. Adjustable volume. Includes a 16-volt transformer.

Dimensions:
Cover - 6 3/4" x 8 5/8"
Cutout - 5 3/8" x 7 1/8"
Housing - 2 3/4"



*The LA52WH & LA174WH Chimes are compatible with all NuTone® intercom systems.

○○○ AMBIENT LIGHT

If you appreciate the soothing sounds of chimes, then you'll likely enjoy the complement of soft, subtle light. Our Ambient Light Chimes will warmly greet you and your guests. They'll be another reason to look forward to coming home.



LA164WH

Subtle light blushes through a translucent white alabaster-look cover. Two-note chime for front door, single-note for second door. Can easily replace existing two-note chime without rewiring. Uses a 16-volt transformer.

Dimensions:
5 1/2" x 7 5/8" x 3 1/8"



LA165SA

Soft lights glow through acrylic bars. Neutral stone-look cover blends with any decor. Two-note chime for front door, single-note for second door. Can easily replace existing two-note chime without rewiring. Uses a 16-volt transformer.

Dimensions:
6" x 8" x 3 3/8"

NuTone exclusive Ambient Light Chimes are compatible with each other. For homes where multiple door chimes are desired, both chimes must be lighted or both must be non-lighted to work properly in conjunction with each other.

Transformer models C905 or the **NEW** C915 are recommended for all NuTone wired chimes. (Sold separately. See page 12.)

○○○ DECORATIVE

With ultimate versatility, our decorative chimes accent any style you may have in your home. The look of wood will provide that dash of sophistication without seeming out of place. It's the accent your décor deserves.



LA120WL

Walnut wood grain finish on molded cover with vertical grooves. Can easily replace existing two-note chime without rewiring. Uses a 16-volt transformer.

Dimensions:
6 1/4" x 8 1/8" x 2 1/8"



LA109LO

Natural-finished wood slats provide subdued beauty. Can easily replace existing two-note chime without rewiring. Uses a 16-volt transformer.

Dimensions:
6 1/2" x 9 1/2" x 2 5/8"



LA120K

Light oak wood grain finish on molded cover with vertical grooves. Can easily replace existing two-note chime without rewiring. Uses a 16-volt transformer.

Dimensions:
6 1/4" x 8 1/8" x 2 1/8"



LA208K

Horizontal styling combines with tapered construction to create this classic look in natural-finished wood. Can easily replace existing two-note chime without rewiring. Uses a 16-volt transformer.

Dimensions:
8 3/4" x 8 1/4" x 2 3/4"

Transformer models C905 or the **NEW** C915 are recommended for all NuTone® wired chimes. (Sold separately. See page 12.)

○○○ **DECORATIVE**

If you desire timeless simplicity, our decorative chimes are the answer. Striking, with rich satin designer finishes, these chimes are a perfect complement to your home. Simple has never been so easy.



LA317CHPG

A champagne finish adds the perfect touch to your home. Two-note chime for front door and one-note chime for second door. Can easily replace existing two-note chime without rewiring. Uses a 16-volt transformer.

Dimensions:
7 1/4" x 8 3/4" x 2 1/4"



LA317BL

Stark black finish exudes elegant simplicity. Two-note chime for front door and one-note chime for second door. Can easily replace existing two-note chime without rewiring. Uses a 16-volt transformer.

Dimensions:
7 1/4" x 8 3/4" x 2 1/4"



LA317WH

Soft white color blends with any décor. Two-note chime for front door and one-note chime for second door. Can easily replace existing two-note chime without rewiring. Uses a 16-volt transformer.

Dimensions:
7 1/4" x 8 3/4" x 2 1/4"



LA301WH

Flowing design and white finish offer understated class. Two-note chime for front door and one-note chime for second door. Can easily replace existing two-note chime without rewiring. Uses a 16-volt transformer.

Dimensions:
8" x 9" x 2 1/8"



LA302WH

Inviting split-level design with white finish. Two-note chime for front door and one-note chime for second door. Can easily replace existing two-note chime without rewiring. Uses a 16-volt transformer.

Dimensions:
7" x 8 3/4" x 2 1/4"

○○○ **DECORATIVE**

Looking for that classic touch? Our decorative chimes sublimely accent your molding and existing décor. Function and style have rarely meshed this well.



LA140WH

Classic arched top in cabinet-style design. Two-note chime for front door, single-note for second door. Can easily replace existing two-note chime without rewiring. Uses a 16-volt transformer.

Dimensions:
9 3/4" x 7" x 3"



LA139WH

Traditional-style design. Two-note chime for front door, single-note for second door. Can easily replace existing two-note chime without rewiring. Uses a 16-volt transformer.

Dimensions:
10 1/4" x 6 3/8" x 3 3/8"



○○○ **DECORATIVE**

Bold and clean best describe these decorative chimes. They provide quality sound while blending in to your décor. Unique style allows them to accent without standing out.



LA126WH

Compact, classic design. Molded plastic cover. Two-note chime for front door, single-note for second door. Can easily replace existing two-note chime without rewiring. Uses a 16-volt transformer.

Dimensions:
8" x 6" x 2 1/4"



LA107WH

Classic vertical panel design in white. Molded plastic cover. Powered by a 16-volt transformer or four "D" batteries. Two-note chime for front door, single-note for second. Can easily replace existing two-note chime without rewiring.

Dimensions:
7 3/8" x 9" x 2 3/4"



LA39WH

Unique chord tone for front door, single-note for second door. Can be painted or wall-papered so it virtually disappears. Can easily replace existing two-note chime without rewiring. Uses a 16-volt transformer.

Dimensions:
7 1/2" x 10 1/2" x 2 1/8"



LA130WH

High gloss white. Two-note chime for front door, single-note for second door. Can easily replace existing two-note chime without rewiring. Uses a 16-volt transformer.

Dimensions:
7 1/2" x 5 3/4" x 2 3/8"

○○○ **DECORATIVE**

Decorative chimes that blend into your environment and produce high quality sound.

**LA11WH
LA11BG**

LA11WH white or LA11BG honey beige textured finish. Two-note chime for front door, single-note for second door. Can easily replace existing two-note chime without rewiring. Uses a 16-volt transformer.

Dimensions:
8 1/8" x 5 1/2" x 2 3/8"

**LA14WH**

Built-in for flush mounting. White louvered grille can be painted to match decor so it is only heard and not seen. Two-note chime for front door, single-note for second door. Uses a 16-volt transformer.

Dimensions:
Cover - 5 3/8" x 7 7/8"
Cutout - 4 7/8" x 7"
Housing - 1 7/8"

**LA18WH**

Vertical panels in classic white. Two-note chime for front door, single-note for second door. Can easily replace existing two-note chime without rewiring. Uses a 16-volt transformer.

Dimensions:
7 7/8" x 8" x 2 1/2"

**LA100WH**

Molded white cover with beveled edges and rectangular grooves. Can easily replace existing two-note chime without rewiring. Uses a 16-volt transformer.

Dimensions:
5 7/8" x 7 1/2" x 2 1/8"

**LA202WH**

Molded white cover may be painted or wallpapered to match room decor. Can easily replace existing two-note chime without rewiring. Uses a 16-volt transformer.

Dimensions:
8 3/8" x 8 3/8" x 2"

**LA208WH**

Horizontal styling combines with tapered construction to create this classic look in molded white. Can easily replace existing two-note chime without rewiring. Uses a 16-volt transformer.

Dimensions:
8 5/8" x 8 1/4" x 2 1/2"

○○○ **BUILDER KITS**
junction box kits

**NuTone® knows what builders need.
One box, one connection point,
and one less hassle.**

Understanding what builders need means knowing the process.



NEW
Exclusive
Solution



○○○ BUILDER KITS

junction box transformer


Now, rather than mounting the transformer in a remote location and chasing wires to various points, NuTone® puts everything in one package. With our patented, new system, just run the wire, connect and drop the entire transformer in the junction box. Two simple low voltage connections later and the chime is running. NuTone ends the back and forth, up and down runaround by keeping everything conveniently packaged in one location. Choose a kit with one or two standard buttons, or one stucco button.



Description	Model	
• 1 Chime • 1 Lighted button • 1 Junction box transformer	BK140LWH	
• 1 Chime • 2 Lighted buttons • 1 Junction box transformer	BK142LWH	
• 1 Chime • 1 Lighted polished brass stucco button • 1 Junction box transformer	BK140SLPB	



1. Install a junction box where the chime is to be installed.



2. Wire the transformer as you would any common receptacle.



3. Drop the transformer in and attach to the junction box. Connect low voltage wires to the chime and mount it directly to the transformer. The transformer works in any standard, single-gang junction box.

○○○ BUILDER KITS

transformers & chime wire

Quick Install Transformers, Built to Last.

Not all transformers are equal. In fact, our transformers feature easy-to-install lock-mount or wall-mount that can reduce installation time by 25%. A second unique feature that provides added reassurance is the thermal cut-off switch designed to shut off the door chime system in the event of excessive temperature.



Transformer **C915**
16-volt, 10VA transformer for use with most NuTone door chimes. 16-volt, 10VA for a single chime. Fits in standard junction box, run one wire and it's ready for use.



Transformer **C909**
Tri-volt transformer: 8-volt, 20VA; 16-volt, 20VA; or 24-volt, 20VA for powering multiple chimes in one home. 8, 16 or 24-volt 20VA for two chimes.



Transformer **C907**
16-volt, 30VA transformer for powering multiple chimes in one home. The most powerful transformer we offer. Ideal for large homes with multiple chimes. 16-volt 30VA for up to three chimes.



Transformer **C905**
16-volt, 10VA transformer for use with most NuTone door chimes. 16-volt 10VA for a single chime



Chime Wire **CW902**
60' of twin lead chime wire CL2X. 22 AWG.



Door Buzzer **LA201**
Door buzzer uses transformer or 3 to 6-volt DC voltage. Dimensions: 2 1/2" x 2 15/16" x 1 1/16"

○○○ BUILDER KITS

builder chimes


One part number puts the perfect kit in your hands.

Who says a builder package can't be a high quality product? Our attractive new chime kits feature graceful curved styling and a rich, textured face. It's a perfect complement to the high quality materials today's consumers expect. Installation is easier too, with a new transformer design that incorporates a heavy-duty attachment nut. NuTone® understands what it takes to remain profitable. Our chime kits take one more worry out of your way.

Enjoy superior chime sound quality.



Our sturdy new transformer features a new mounting nut to facilitate installation.



*Building codes vary by region. Refer to your local municipality building codes.

Choose from new white buttons, or stucco buttons in contemporary finishes. Lighted and unlighted buttons are available with non-sticking action.



Oil-Rubbed Bronze Satin Nickel Gloss White Polished Brass available lighted or unlighted

Description	Model	
• 1 Chime only	BK105	
• 1 Chime • 1 Lighted round button • 1 Transformer	BK144LCL	
• 1 Chime • 1 Unlighted button • 1 Transformer	BK110NBWH	
• 1 Chime • 1 Lighted button • 1 Transformer	BK115LWH	
• 1 Chime • 2 Unlighted buttons • 1 Transformer	BK120NBWH	
• 1 Chime • 2 Lighted buttons • 1 Transformer	BK125LWH	
• 1 Deluxe chime • 2 Lighted buttons • 1 Transformer	BK300LWH	
• 1 Chime • 1 Unlighted polished brass stucco button • 1 Transformer	BK131NBPB	
• 1 Chime • 1 Lighted polished brass stucco button • 1 Transformer	BK131LPB	
• 1 Chime • 1 Lighted white stucco button • 1 Transformer	BK131LWH	
• 1 Chime • 1 Lighted satin nickel stucco button • 1 Transformer	BK131LSN	
• 1 Chime • 1 Lighted oil-rubbed bronze stucco button • 1 Transformer	BK131LRBZ	
• 1 Recessed chime • 1 Lighted button • 1 Transformer	BK147LWH	

Not all door chime pushbuttons are created equal.

From surface mount to flush mount and polished brass to satin nickel and oil-rubbed bronze, this line of pushbuttons is specifically designed to meet your individual style and function needs.

SATIN NICKEL



POLISHED BRASS



OIL-RUBBED BRONZE




ANTIQUE BRASS



WHITE



BLACK



GOLD



VERDE



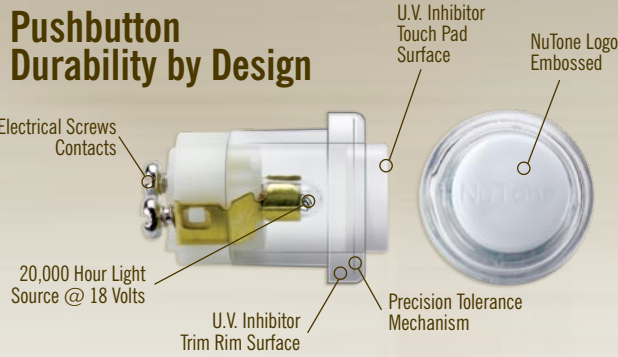
BUTTONS



POLISHED CHROME



Pushbutton Durability by Design



NuTone® Pushbuttons

MODEL#	LIGHTED OR UNLIGHTED	FINISH	SURFACE MOUNT	FITS BRICK MOLDING	DIMENSIONS
RCPB700	Lighted	Polished Brass			1 5/8" x 4 1/4"
RCPB701	Lighted	Polished Brass	X		2" x 5"
RCPB702	Lighted	Oil-Rubbed Bronze			1 1/2" x 3 1/2"
RCPB704	Lighted	Polished Brass			1 1/2" x 3 1/2"
RCPB706	Lighted	Polished Brass		X	1 1/16" x 6"
RCPB708	Lighted	Polished Brass			1 1/8" x 6"
RCPB710	Lighted	Satin Nickel	X	X	1" x 2 3/4"
RCPB722	Lighted	Antique Brass		X	1 1/8" x 4 3/4"
RCPB723	Lighted	White	X		1 1/4" x 3 1/2"
RCPB724	Lighted	Black	X	X	1 1/8" x 4 3/16"
RCPB725	Lighted	Oil-Rubbed Bronze	X	X	1 1/8" x 4 3/16"
RCPB726	Lighted	Satin Nickel	X	X	1 1/8" x 4 3/16"
RCPB727	Lighted	Verde	X	X	1 1/8" x 4 3/16"
RCPB728	Lighted	White	X	X	1 1/8" x 4 3/16"
RCPB729	Lighted	White	X	X	1" x 2 3/4"
RCPB730	Lighted	Black	X	X	1" x 2 3/4"
RCPB736	Lighted	Polished Brass	X	X	1" x 2 3/4"
RCPB737	Lighted	Polished Chrome	X	X	1" x 2 3/4"
RCPB738	Lighted	Polished Brass			1 1/4" x 4 1/2"
RCPB739	Lighted	Polished Brass			1 1/4" x 3"
RCPB740	Lighted	Oil-Rubbed Bronze			1 1/4" x 3"
RCPB741	Lighted	Satin Nickel			1 1/4" x 3"
RCPB742	Lighted	Polished Brass			1 1/4" x 2 3/4"
RCPB743	Lighted	Polished Brass	X		1 15/16" Round
RCPB744	Lighted	Polished Brass	X	X	1 1/8" x 6"
RCPB745	Unlighted	Antique Brass	X		1 3/4" Round
RCPB746	Unlighted	Polished Brass	X		1 3/4" Round
PB27LSN	Lighted	Satin Nickel			1 1/2" x 3 1/2"
PB29LSN	Lighted	Satin Nickel			7/8" x 3 9/16"
PB29LPB	Lighted	Polished Brass		X	7/8" x 3 9/16"
PB19LGL	Lighted	with Antique Hammered Center	X	X	1" x 3 1/8"
PB10LGL	Lighted	Gold Anodized with Black Trim			7/8" x 2 5/8"
PB29LR	Lighted	Brown Rust			7/8" x 3 9/16"
PB18LWHCL	Lighted	Clear/White		X	13/16" Round
PB18WHCL	Unlighted	Clear/White		X	13/16" Round
PB7LBL	Lighted	Black	X	X	2 7/8" x 1" x 3/4"
PB7LSN	Lighted	Satin Nickel	X	X	2 7/8" x 1" x 3/4"
PB7LPB	Lighted	Polished Brass	X	X	2 7/8" x 1" x 3/4"
PB7WH	Unlighted	White	X	X	2 7/8" x 1" x 3/4"
PB7LWH	Lighted	White	X	X	2 7/8" x 1" x 3/4"

NuTone Stucco Pushbuttons

MODEL#	LIGHTED OR UNLIGHTED	FINISH	DIMENSIONS
PB41BGL	Unlighted	Polished Brass (Escutcheon & Button)	2 1/2" Round
PB41LBGL	Lighted	Polished Brass (Escutcheon & Button)	2 1/2" Round
PB41LBR	Lighted	Oil-Rubbed Bronze (Escutcheon & Button)	2 1/2" Round
PB41LSN	Lighted	Satin Nickel (Escutcheon & Button)	2 1/2" Round
PB41LWH	Lighted	White (Escutcheon & Button)	2 1/2" Round
PB41APB41LA	—	Wiring Sleeve	—

Upgrade Your NuTone® Wired Chime in 10 Minutes

Any current decorative wired chime in this catalog can be easily upgraded. (excluding recessed chimes LA14WH & LA174WH)

Benefits of a Chime Upgrade:

- 1. A pleasant eight-note chime tune
- 2. A more sophisticated and elegant style
- 3. Increased sales for minimal effort



With NuTone's wired chimes, upgrading your basic new home chime kit without changing the transformer is as easy and 1,2,3!



Basic two-wire new home chime with 16-volt transformer wiring.



Add two 9-volt batteries to the C305N or C305RWN chime.


CHIME KIT UPGRADE

BEFORE



Any traditional basic chime kit excluding recessed chimes

AFTER



LA305N or LA305RWN upgrade from an existing basic builder chime kit in only 10 minutes!



LA305N or LA305RWN chime with 16-volt transformer wiring.

DIAGNOSTIC TOOL

Door Chime Diagnostic Tool

Provides three simple steps to diagnose your door chimes and ultimately save you time and money by providing a systematic approach to door chime repairs.

Three Simple Steps to Test Your Chime System:

1. Push button Test:

- Place the probes of the diagnostic tool on the push button terminals.
- If tool lights up, replace push button.
- If no light, proceed to Step 2.




2. Chime Test: Are there any physical signs of malfunction?

- Place the probes of the diagnostic tool on the terminals of the chime.
- If tool lights up, replace chime.
- If no light, proceed Step 3.



3. Transformer Test:

- Place the probes of the diagnostic tool on the terminals of the transformer.
- If no light, shut off circuit and replace transformer.



RCDT900

Door chime diagnostic tool. Voltage range 5-30 VAC/DC. Complete step-by-step instructions included.

PORTABLE

Wireless NuTone® Door Chimes

Can't Hear Someone Knocking at Your Apartment Door?

NuTone's wireless chimes quickly correct this problem. With no wires to run, installation can be completed in just minutes. All NuTone wireless chimes, including the Americana and the Pilot, are compatible with each other. You can choose a plug-in strobe chime for the garage, a portable battery-operated model for upstairs, and another chime anywhere in between. All models feature adjustable frequency codes to avoid interference from a neighbor's wireless chime, and all 200 series chimes have unobstructed operational distances of 150 feet. Easy installation, reliable operation and great sound. Expect nothing less from a NuTone wireless chime.

Wireless Chime Advantages

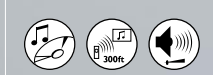
- Easy to install, no wires to run
 - Adjustable volume on some models
- Portable... move it wherever you need it



Americana™ Wireless Chime LA532RW

Created with inspiration from timepieces, the beautiful Americana door chime brings the charming warmth of wood together with the wireless technology of today. This NuTone chime features wood and brass design simplicity with volume control and CD-quality Westminster sound reproduction. Add more doors with additional NuTone wireless pushbuttons.

Dimensions:
9 1/4" x 6 7/8" x 2 3/4"
Unobstructed operational distance: 300'



Inspired by History
Designed for Today




Portable Pilot™ Wireless Chime LA533WH

Bigger, noisier homes with electronics, personal computers and surround sound theaters make it harder to hear when a friend is at the door. NuTone brings you the Pilot door chime, offering a soft non-obtrusive design to hang or stand on a flat surface. CD-quality sound reproduction and volume control to assist in providing a pleasant notification in multiple home locations. Add more doors with additional NuTone wireless pushbuttons.

Dimensions:
6" x 7 5/8" x 2 3/4"
Unobstructed operational distance: 300'



Peace & Quiet Simplicity
with Function



● ● ● PORTABLE



LA522WH
Enhanced Cathedral™ sound with adjustable volume. Includes two buttons — one for front door, another for the back door.
Dimensions:
4 1/4" x 5 7/8"



LA205WH
Compact, contemporary design sounds two notes at one door only. Receiver mounts to wall or can be placed on table. Receiver powered by three "AA" batteries (not included). Includes one button.
Dimensions:
2 3/4" x 4 1/4" x 1"



LA206WH
Contemporary wave design in bright white. Receiver mounts to wall or can be placed on table. Receiver powered by four "D" batteries (not included). Includes one button.
Dimensions:
6" x 7 5/8" x 2 1/4"

● ● ● MECHANICAL THRU-DOOR GREETER

See Who's On the Other Side of the Door

This easy-to-install system requires no wiring and rings a two-note chime. Includes gold anodized name plate with pushbutton.



MCV309NWHGL
The MCV309NWHGL french white greeter with optical lens viewer lets you see who is at the door before you open it. Fits doors 1 1/4" to 2" thick.
Dimensions:
3 1/4" x 7 5/8" x 1 1/2"

● ● ● PLUG-IN

Minimal Effort Plug-In Chime

Easy to install, with no wiring, they are truly the height of convenience. Great for remote locations or noisy environments.



LA203WH
White receiver and one button. Just plug receiver into a convenient wall outlet and it's ready for use.
LA203RWH
Receiver only.
Dimensions:
2 3/4" x 4 1/4" x 1"



LA204WH
White receiver and one button. Built-in strobe light ideal for hearing impaired or noisy environments. Just plug receiver into a convenient wall outlet and it's ready for use.
LA204RWH
Receiver only.
Dimensions:
3 1/4" x 4 1/2" x 1 1/2"



● ● ● PUSHBUTTONS

Wireless Pushbuttons

Simple Yet Stylish. NuTone® wireless Pushbuttons allow you to identify one door from another, by setting each button to ring to a different number of notes. Eight, two, or single note tones. User Selectable Codes prevent interference from other wireless chimes. These pushbuttons work with NuTone 200 Series Wireless Chimes and use an RCA23 battery (included).



PB75BR
Adds additional doors to most NuTone wireless chimes.
Oil-Rubbed Bronze.
Dimensions:
1 1/4" x 3 3/16" x 7/8"



RCPB721
Sealed button is designed for added durability. Adds additional doors to most NuTone wireless chimes.
White.
Dimensions:
7/8" x 3 1/8" x 7/8"



PB75SN
Adds additional doors to most NuTone wireless chimes.
Satin Nickel.
Dimensions:
1 1/4" x 3 3/16" x 7/8"

NuTone ... life. style. home.



NuTone® is America's leading brand of residential built-in convenience products including door chimes, central vacuum systems, stereo intercom systems, home theater speakers, medicine cabinets, ironing centers and ventilation fans.

Broan® is America's leading brand of residential ventilation products including range hoods, ventilation fans, heater/fan/light combination units, Indoor Air Quality (IAQ) Fresh Air Systems, built-in heaters, whole-house fans, attic ventilators, paddle fans and trash compactors.

NuTone®
life. style. home.™

www.NuTone.com

NuTone, Inc., 4820 Red Plank Road, Cincinnati, OH 45227 • **888-336-3948**
In Canada call **888-882-7626**



0 26715 17285 6