

NuTone... life. style. home.



**NuTone**® is America's leading brand of residential built-in convenience products including door chimes, central vacuum systems, intercom systems, home theater speakers, medicine cabinets, ironing centers and ventilation fans.

**Broan**® is America's leading brand of residential ventilation products including range hoods, ventilation fans, heater/fan/light combination units, Indoor Air Quality (IAQ) Fresh Air Systems, built-in heaters, whole-house fans, attic ventilators, paddle fans and trash compactors.

Broan and NuTone are proud to be ENERGY STAR® partners.

**NuTone**®

[www.NuTone.com](http://www.NuTone.com)

NuTone, 4820 Red Bank Road, Cincinnati, OH 45227 • 888-336-3948  
In Canada call 888-882-7626



**NuTone**®  
life. style. home.™

**Intercoms  
and Home  
Entertainment  
Systems**



NuTone



# A Sound Investment

*in style, function and value.*

Introducing in-home entertainment, security and communication systems from NuTone®, the leader in “styled for today” radio intercom and intercom systems. These attractive systems offer a sleek, contemporary appearance with recess wall mounted speakers and ‘Master’ stations. They are the easiest, most affordable way to build security, convenience and entertainment into your home. And with a variety of style and color options, NuTone® has the system to complement the décor of any home.

## *You're always in the right place*

You'll never be more than a few steps away from answering the door, monitoring a child's room, communicating to another part of the house, or listening to music. What could be more convenient?

## *Stay near those who need you*

Have the peace of mind that you can easily monitor a child's room or stay within earshot of any family member no matter where you are in the house.

## *Know who's at your door*

No matter where you are in the home, you'll be able to answer your door and safely screen visitors – making your home more secure.

## *Music, news, information... any room, any time*

A NuTone® radio intercom system plays your favorite radio station throughout the house. The CD system adds crisp, clean music on demand to any room. You'll be amazed by the superb sound quality produced by our systems.

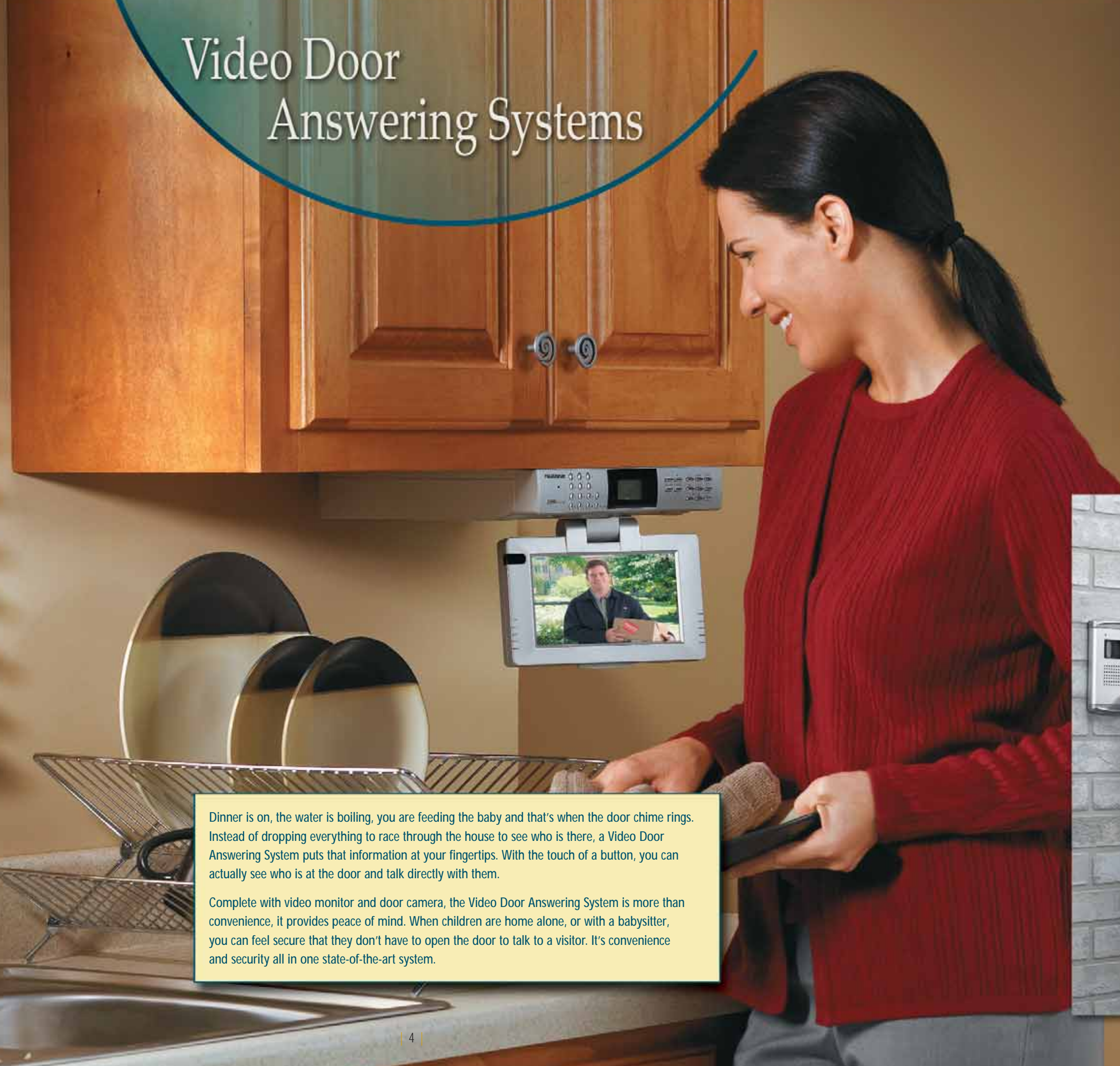


## Table of Contents

<i>Video Door Answering</i> Monitors, cameras, handset	4 - 7
<i>'Master' Stations</i> IMA-4406, IMA-3303	8 - 15
<i>Speakers</i> Music, Door, Intercom	16 - 21
<i>Accessories</i> Door chime modules, audio interface option	22 - 23
<i>Home and Small Business Intercoms</i> IM-5000, IMA-516	24 - 28
<i>DoorCom and Plug-in Intercoms</i> IK-15WH, IK-25WH, IMA-110WH	29
<i>Rough-in Frames</i> Speaker and 'Master' station rough-in options	30
<i>Update and Surface Mount Frames</i> Speaker and 'Master' mounting options	31
<i>Apartment Security</i> System that provides safety and security	32 - 35
<i>Wiring Diagrams</i>	36 - 38
<i>Index</i>	39



# Video Door Answering Systems



Dinner is on, the water is boiling, you are feeding the baby and that's when the door chime rings. Instead of dropping everything to race through the house to see who is there, a Video Door Answering System puts that information at your fingertips. With the touch of a button, you can actually see who is at the door and talk directly with them.

Complete with video monitor and door camera, the Video Door Answering System is more than convenience, it provides peace of mind. When children are home alone, or with a babysitter, you can feel secure that they don't have to open the door to talk to a visitor. It's convenience and security all in one state-of-the-art system.

## Video Door Answering

### *Secure Your Home*

Now more than ever, security is top concern. That is why NuTone® developed two new video door answering systems that make it possible to see and communicate with visitors before you open the door. Integral door chimes make them the complete security and greeting stations.

### *Compact, Convenient Designs*

Both new products fit the tightest of spaces and produce a quality image and sound. Everyone in the family will feel comfortable operating the video answering stations' intuitive user interface.

Put a name with a face and feel more secure with NuTone®.





## Choose a security station alone... or choose entertainment features

Used simply as a safe and convenient means to greet visitors, video door monitors are a great option for added security and peace of mind around the house. Easily becomes an entertainment system with capabilities of connecting your cable TV service or listening to AM/FM radio.

### VSUC4RK/VSUC4SK Drop-down Monitor

If you need hands-free security and media access in a compact unit, our drop-down monitor will fit neatly under your kitchen cabinets. The system comes with one camera. A second camera (either recess or surface-mount) can be added to monitor the back door. Lower the color LCD panel to watch cable TV with the integrated cable tuner, enjoy your favorite music, or access the morning news on its AM/FM radio. Answer and make telephone calls from its hands-free speakerphone. Model VSUC4RK includes a recess-mount door camera (VSC4R). Model VSUC4SK includes a surface-mount door camera (VSC4S).

Other drop-down monitor features:

- 7" color LCD monitor
- Three-note door chime
- IR remote control
- Digital, local voice message recorder
- Digital clock with alarm



### VSM4RK/VSM4SK Built-in Monitor

This compact, built-in station features a 4" color LCD monitor, hands-free door communications and a three-note door chime. Model VSM4RK includes a recess-mount door camera (VSC4R). Model VSM4SK includes a surface-mount door camera (VSC4S).



### VSA4S Handset

The built-in monitor can be coupled with one optional remote wall-mount handset to allow communication between the monitor, handset and one door camera. Touch a button or pick up the handset to communicate instantly with your visitor. Can be placed in a bedroom, the basement, laundry room, home office or any place it's most convenient.



#### SPECIFICATION CHART FOR VIDEO DOOR MONITORS AND OPTIONS

Model	With Recess-Mount* Camera (VSC4R)	With Surface-Mount Camera (VSC4S)	Rough-in Required for Built-in monitor	Dimensions (W x H x D) inches	Monitor	Cameras Supported	Category 5 Cable	Optional Handset
Drop-down	Order VSUC4RK	Order VSUC4SK	-	11-13/16" x 2-13/16" x 11-5/8"***	7" color <sup>1</sup>	2	•	-
Built-in	Order VSM4RK	Order VSM4SK	VRM4R	8-13/16" x 5-13/16" x 3-7/16"****	4" color	1	•	VSA4S

\* Recess-mount camera rough-in kit VRC4R required (see chart page 7).

\*\* Height changes to 7-3/4" when monitor is dropped down.

\*\*\* 3-7/16" in-wall depth includes rough-in and extension frame. Unit extends 13/16" from the wall surface.

<sup>1</sup>16:9 aspect ratio.

## Recess or surface-mount cameras. You choose what works best.

Existing home or new construction. Video door cameras can be worked into any outside entry way. Just choose from a recess-mount camera that can be roughed in during a build, or a surface-mount camera that attaches to existing wall adjacent to the door frame. Weather-resistant, our cameras make a great first impression to visitors at your front door.

### VSC4S Surface-Mount Camera

The surface-mount camera does not require a rough-in housing. Simply attach to the wall adjacent to the door frame. This unit is an ideal solution for existing homes where a recess-mount camera may not be practical. Camera wires back to the monitor using category 5 cable.

Camera specifications:

- Built-in chime pushbutton
- 55°V x 68°H viewing angle
- Illuminating LED's for low-light conditions
- Manually adjustable for optimal vertical viewing angle



### VSC4R Recess-Mount Camera

The recess-mount camera features a sleek design in a rich brushed metal finish. Camera wires back to the monitor using category 5 cable.

Camera specifications:

- Built-in chime pushbutton
- 55°V x 68°H viewing angle
- Illuminating LED's for low-light conditions
- Manually adjustable for optimal vertical and horizontal viewing angle



#### SPECIFICATION CHART FOR VIDEO DOOR CAMERAS

Model Number	Mount	Dimensions	Viewing Angle	Manual Vertical Viewing Adjustment	Manual Horizontal Viewing Adjustment	Category 5 Cable	VRC4R Rough-in Required
VSC4S	Surface	3-15/16" x 5-5/8" x 1-1/2"	55°V x 68°H	•		•	
VSC4R	Recess	4-15/16" x 7-5/16" x 1-13/16"*	55°V x 68°H	•	•	•	•

\* 1-13/16" in-wall depth included the VRC4R rough-in. Unit extends 13/16" from the wall surface.



Clearly a great choice in  
Music and Voice.



The IMA-4406 is right at home with you no matter what you're doing. It will entertain you and your guests with music, or make the time pass quicker listening to your favorite CD as you do your weekend chores. The powerful 20-watt amplifier fills every part of your home with great sounding audio from any speaker in any room of your home. You can select one of 12 preprogrammed radio stations from the memory channels or a track from your favorite CD. You can even have the radio turn on and off at a preset time.

The built-in LCD display shows the time, radio station frequency and CD functions at the 'Master' station. Want more music choices? You can connect the IMA-4406 to your existing room entertainment systems allowing audio from your system to fill your entire home.

Available in white, biscuit or black finish.



## IMA-4406 'Master' Station

### Hands-Free Reply

Tired of yelling for everyone to come to dinner, or to pick up the phone? With the IMA-4406, you can call from any speaker in any room to all other speakers and the person can reply without even pressing a button.

### Helping Hand

Answering the door is just as easy from any speaker. Think of the added security and convenience of screening visitors without having to open the door. And, never miss a guest by adding an optional chime to your system that will play at every speaker location in your home. There's even an optional chime module that plays 10 different musical tunes.

### Room Monitor

How many times have you walked down the hall or up the steps to check on the baby, a small child or a person confined to bed? With the IMA-4406, you can monitor any room from all other speakers as you move from room to room. No heavy receiver to carry or wear on your belt, no batteries to replace, no signal dropouts that occur with wireless baby monitors.

### Style Conscious

To enhance the clean style of the 'Master' station, all the infrequently used controls and switches are hidden behind easily opened doors. The IMA-4406 'Master' station is offered in three colors to match the décor of your home. The remote stations and controls are offered in many colors, sizes and styles. See pages 10-11 for more details.

Additional features of the IMA-4406 include:

- Up to 9 remote stations (add 6 additional stations with the optional IAA-440 expansion module)
- Up to 3 door speakers
- Battery backup maintains clock and radio memory presets for up to 30 hours during a power failure
- Provision for mounting an optional gate or door release button in the 'Master' station



# Indoor

## IMA-4406 Remote Stations

NuTone® indoor remote stations fill your home with music.

- Use up to 9 remote stations and 3 door speakers • Add 6 additional stations using optional model IAA-440 expansion module • Talk from any station to all other stations and 'Master', answer without pressing any buttons • Answer door from any station or 'Master' • Control radio and CD player from remote stations; turn on/off, select radio memory channels, CD tracks • Control music and intercom volume using built-in control

### ICA-441WH

The indoor remote control features all the functions you want from a remote station in a smaller attractive size that takes up little wall space. Use with ceiling or wall mounted speakers, models IS-76, ISA-78 or IS-82. (One 25 ohm speaker per control.)

### ISA-445

The 5" indoor remote station is our most popular speaker combining function with clear, crisp sound quality.

### ISA-448

Enjoy richer bass sound with the enhanced speaker quality of our 8" indoor remote station.



Intercom Options: See p. 22 for chime modules, p. 23 for audio wall plate, p. 16-17 for music speaker options, p. 18-21 for door and intercom speakers and p. 31 for surface frame.

IMA-4406 SYSTEM COMPONENTS – Order rough-in PLUS finish kit to make a complete unit							
Finish Kit Model No.	Description	Finish	Width	Height	In-Wall Depth	Projects	Rough-In Model No.
IMA-4406BL IMA-4406L IMA-4406WH	'Master' station (9-station capacity – plus 3 door speakers)	Black Biscuit Bright White	17-3/4"	10-1/8"	3-1/2"	1-7/8"	IR-105
IAA-440	Expansion kit for IMA-4406 (adds an additional 6 stations)						
ICA-441WH	Inside remote control for IS-76, ISA-78, IS-82	Bright White	7"	4"	1-1/16"	7/8"	IR-91
ISA-445BL ISA-445D ISA-445L ISA-445WH	5" inside speaker with controls	Black Sable Brown Biscuit Bright White	6-5/16"	8-1/4"	1-7/16"	7/8"	IR-50
ISA-448BL ISA-448L ISA-448WH	8" inside speaker with controls	Black Biscuit Bright White	10"	11-1/4"	2-3/4"	7/8"	IR-80

NuTone® products should not be installed on outside walls unless they are specifically designed for outside use.

# Outdoor

## IMA-4406 Remote Stations

Take the convenience with you using NuTone® outdoor remote stations.

- Use up to 9 remote stations and 3 door speakers • Add 6 additional stations using optional model IAA-440 expansion module • Talk from any station to all other stations and 'Master', answer without pressing any buttons • Answer door from any station or 'Master' • Control radio and CD player from remote stations; turn on/off, select radio memory channels, CD tracks • Control music and intercom volume using built-in control

### ICA-441WHW

Our outdoor remote control gives you access to all the features of your system while outdoors. Designed to be used with wall or overhang mounted speaker models ISA-77 and IS-79. Includes surface mounting frame. (One 25 ohm speaker per control.)

### ISA-419

Our 5" outdoor cast metal remote speaker provides quality sound in any weather. Use on patio, deck or at the pool to stay in touch with those inside or to listen to music.

### ISA-449WH

Enhance the ambiance of the outdoors with the NuTone® 5" outdoor remote speaker. Ideal for use on a patio or deck. Includes surface mounting frame.



Intercom Options: See p. 22 for chime modules, p. 23 for audio wall plate, p. 16-17 for music speaker options, p. 18-21 for door and intercom speakers and p. 31 for surface frame.

IMA-4406 SYSTEM COMPONENTS – Order rough-in PLUS finish kit to make a complete unit							
Finish Kit Model No.	Description	Finish	Width	Height	In-Wall Depth	Projects	Rough-In Model No.
IMA-4406BL IMA-4406L IMA-4406WH	'Master' station (9-station capacity – plus 3 door speakers)	Black Biscuit Bright White	17-3/4"	10-1/8"	3-1/2"	1-7/8"	IR-105
IAA-440	Expansion kit for IMA-4406 (adds an additional 6 stations)						
ICA-441WHW	Surface-mount outside remote control for ISA-77 and IS-79	Bright White	7"	4"	Surface mount	2-1/2"	-
ISA-419AB ISA-419PB ISA-419WH	Recess-mount 5" outdoor speaker with controls	Antique Brass Polished Brass Bright White	6-1/4"	8-3/16"	1-7/8"	7/16"	IR-50* or IR-55*
ISA-449WH	Surface-mount 5" outdoor speaker with controls	Bright White	6-11/16"	8-9/16"	Surface mount	3-1/2"	-

NuTone® Intercom Wire is an integral part of all NuTone® Radio Intercom Systems: such wire has been designed to enable full system performance and to minimize outside interference, dimmer noise, radio frequency interference and other reception problems. If wire other than NuTone® specified wire is used in the installation of a NuTone® Radio Intercom, the Warranty shall not be applicable to any defect or problem relating to the use of non-NuTone® specified wire.

Installation Wire: NuTone® 3-twisted-pair/6-wire cable: 200 ft. (IW-6-200), 1000 ft. (IW-6-1000), NuTone® twisted-pair 22/2 cable: 100 ft. (IW-2-100), 500 ft. (IW-2-500), twisted-pair 18/2: (S-143-500). For installations where UL listed wire is specified, add 'UL' suffix to model number when ordering.

IMA-4406 'Master' station powered by (2) 18 volt, 72 VA transformers NuTone® model 801T supplied with the IR-105 rough-in.

\* ISA-419AB, ISA-419PB and ISA-419WH use model IR-50 rough-in for non-masonry installation or model IR-55 rough-in when mounting to stucco or brick.



# Convenient *and* Simple to Operate.



The IMA-3303 becomes part of your home, filling it with great sounding music, or if you prefer, the crack of the baseball bat as you listen to your team's broadcast. The built-in AM/FM radio has 12 memory channels making it easy to access your favorite stations. For added convenience, you can operate the radio and select any of the 12 preprogrammed memory channels from any remote speaker in the home. No need to return to the 'Master' station just to turn the radio on or change stations. You can also preset the radio timer to turn the radio on or off at a predetermined time of your choosing.

The 'Master' station features an easy-to-read LCD display so you can see the time and radio station at a glance. The high performance 15-watt amplifier gives you clean, crisp music and communications in up to 13 rooms of your home. Why stop with the inside? Take the sound outside on the patio, deck or by the pool using our weather resistant speakers.

Available in white or biscuit finish.



## IMA-3303 'Master' Station

### *Convenient*

Convenient? You bet! When you want to speak with someone, just press a button on any unit. Your message will be heard at all speakers throughout your home. No need to waste time looking for someone room by room.

### *Helping Hand*

It always seems to happen. You're upstairs or at the far end of your home when the door chime rings. Instead of running for the door, you can easily and safely screen visitors from wherever you are in your home. Add the optional chime to the 'Master' unit to ensure you hear the door chime from every speaker in your house. We even offer a chime that plays 10 different musical tunes.

### *Room Monitor*

The IMA-3303 offers peace of mind by allowing you to listen in on a baby or a person confined to bed. The rooms being monitored can be heard at all speakers, giving you the freedom to move around while still keeping in touch.

### *Style Conscious*

The IMA-3303 'Master' station is offered in white and biscuit. The rounded corners and edges provide a soft, clean style. All the infrequently used controls and switches are hidden behind the drop down doors. Remote stations and controls used throughout your home are available in colors, sizes and styles for both indoor and outdoor use. See pages 14-15 for more details.

Additional features of the IMA-3303 include:

- Up to 13 remote stations
- Up to 3 door speakers
- Battery backup maintains clock and radio memory presets for up to 30 hours during a power failure
- Provision for mounting an optional gate or door release button in the 'Master' station





# Indoor

## IMA-3303 Remote Stations

Indoor remote stations and controls for great sound throughout your home.

- Use up to 13 remote stations and 3 door speakers • Talk from any station to all other stations and 'Master'
- Answer door from any station or 'Master' • Control the radio from remote stations; turn on/off, select radio memory channels • Control music and intercom volume using built-in control

### ICA-331WH

The indoor remote control features all the functions you want from a remote station in a smaller attractive size that takes up little wall space. Use with ceiling or wall mounted speakers, models IS-76, ISA-78 or IS-82. (One 25 ohm speaker per control.)



### ISA-335

The 5" indoor remote station is our most popular speaker by combining function with clear, crisp sound quality.



### ISA-338

Enjoy richer bass sound with the enhanced speaker quality of our 8" indoor remote station.



Intercom Options: See p. 22 for chime modules, p. 23 for audio wall plate, p. 16-17 for music speaker options, p. 18-21 for door and intercom speakers and p. 31 for surface frame.

#### IMA-3303 SYSTEM COMPONENTS – Order rough-in PLUS finish kit to make a complete unit

Finish Kit Model No.	Description	Finish	Width	Height	In-Wall Depth	Projects	Rough-In Model No.
IMA-3303L IMA-3303WH	*Master* station (13-station capacity – plus 3 door speakers)	Biscuit Bright White	15-7/16"	8-3/16"	3-3/8"	1-3/16"	IR-104
IMA-3303WHK	Package (1) IMA-3303WH, (3) ISA-335WH, (1) IS-67WH, (1) IA-28	-	-	-	-	-	IR-104K
ICA-331WH	Inside remote control for IS-76, ISA-78, IS-82	Bright White	7"	4"	1-1/16"	7/8"	IR-91
IR-104K	Package (1) IR-104, (3) IR-50, (1) IR-6, IWA-3-200UL, IW-2-100UL	-	-	-	-	-	-
ISA-335BL ISA-335D ISA-335L ISA-335WH	5" inside speaker with controls	Black Sable Brown Biscuit Bright White	6-5/16"	8-1/4"	1-9/16"	7/8"	IR-50
ISA-338BL ISA-338L ISA-338WH	8" inside speaker with controls	Black Biscuit Bright White	10"	11-1/4"	2-3/4"	7/8"	IR-80

NuTone® products should not be installed on outside walls unless they are specifically designed for outside use.

# Outdoor

## IMA-3303 Remote Stations

Enjoy communication and music outside your home.

- Use up to 13 remote stations and 3 door speakers • Talk from any station to all other stations and 'Master'
- Answer door from any station or 'Master' • Control the radio from remote stations; turn on/off, select radio memory channels • Control music and intercom volume using built-in control

### ICA-331WHW

Our outdoor remote control puts all the basic functions of your system within your reach while outdoors. Designed to be used with wall or overhang mounted speaker models ISA-77 and IS-79. Includes surface mounting frame. (One 25 ohm speaker per control.)



### ISA-319

Our 5" outdoor cast metal remote speaker provides quality sound in any weather. Use on patio, deck or at the pool to stay in touch with those inside or to listen to music.



### ISA-339WH

Enhance the ambiance of the outdoors with the NuTone® 5" outdoor remote speaker. Ideal for use on a patio or deck. Includes surface mounting frame.



Intercom Options: See p. 22 for chime modules, p. 23 for audio wall plate, p. 16-17 for music speaker options, p. 18-21 for door and intercom speakers and p. 31 for surface frame.

#### IMA-3303 SYSTEM COMPONENTS – Order rough-in PLUS finish kit to make a complete unit

Finish Kit Model No.	Description	Finish	Width	Height	In-Wall Depth	Projects	Rough-In Model No.
IMA-3303L IMA-3303WH	*Master* station (13-station capacity – plus 3 door speakers)	Biscuit Bright White	15-7/16"	8-3/16"	3-3/8"	1-3/16"	IR-104
IMA-3303WHK	Package (1) IMA-3303WH, (3) ISA-335WH, (1) IS-67WH, (1) IA-28	-	-	-	-	-	IR-104K
ICA-331WHW	Surface-mount outdoor remote control for ISA-77 and IS-79	Bright White	7"	4"	Surface mount	2-1/2"	-
IR-104K	Package (1) IR-104, (3) IR-50, (1) IR-6, IWA-3-200UL, IW-2-100UL	-	-	-	-	-	-
ISA-319AB ISA-319PB ISA-319WH	Recess-mount 5" outdoor speaker with controls	Antique Brass Polished Brass Bright White	6-1/4"	8-3/16"	1-7/8"	7/16"	IR-50* or IR-55*
ISA-339WH	Surface-mount 5" outdoor speaker with controls	Bright White	6-11/16"	8-5/8"	Surface mount	3-1/2"	-

NuTone® Intercom Wire is an integral part of all NuTone® Radio Intercom Systems; such wire has been designed to enable full system performance and to minimize outside interference, dimmer noise, radio frequency interference and other reception problems. If wire other than NuTone® specified wire is used in the installation of a NuTone® Radio Intercom, the Warranty shall not be applicable to any defect or problem relating to the use of non-NuTone® specified wire.

Installation Wire: NuTone® Flat Parallel 3 wire cable: 200 ft. (IWA-3-200), 1000 ft. (IWA-3-1000), NuTone® twisted-pair 22/2 cable: 100 ft. (IW-2-100), 500 ft. (IW-2-500), twisted-pair 18/2: (S-143-500). For installations where UL listed wire is specified, add 'UL' suffix to model number when ordering.

IMA-3303 \*Master\* station powered by (2) 16 volt, 30 VA transformers NuTone® model 301T supplied with the IR-104 rough-in.

\* ISA-319AB, ISA-319PB and ISA-319WH use model IR-50 rough-in for non-masonry installation or model IR-55 rough-in when mounting to stucco or brick.



## Music distribution speakers – 25 ohm (for use with NuTone® intercom systems)

The two-way (woofer and tweeter) speakers provide enhanced music fidelity in an attractive style. Can be used to listen to music and hear intercom calls from the intercom system. Controlling audio level is easy and convenient when used in conjunction with model IC-901WH volume control.

(Music distribution and intercom speakers must not be installed in the same room or audio feedback will occur during intercom operation. Music distribution speakers can be used for monitoring and to make/reply to intercom calls when used with an intercom remote control; however, monitor and intercom audio levels from the music distribution speakers will be reduced when compared with intercom speakers.)

### IC-901WH

Small, attractive indoor volume control gives you infinite level adjustment of your music, incoming intercom calls, monitor and chime audio in areas of your home where intercom calls do not need to be made. Use with ceiling or wall mounted speaker models IS-76, ISA-78 series, IS-82 and IS-900 series. (Use with NuTone® intercoms only, one 25 ohm speaker per control. 2 watt maximum rating.)



### IS-903

Outdoor weather-resistant surface-mounted two-way speaker. Mounts easily to a wall or overhang. Spring loaded wire connectors for quick, easy wiring connection. Comes with stainless steel hardware.

- 35 watt continuous, 70 watt maximum power rating
- 25 ohms impedance
- 3-1/2" polypropylene woofer with high temperature ASV voice coil, 1/2" polyimide dome tweeter
- Frequency response (-5db): 150-20,000 Hz
- Sound pressure level 1m @1W: 86db



#### MUSIC SPEAKER AND CONTROL OPTIONS FOR: IM-5000, IMA-4406, IMA-3303, IMA-516 – Order rough-in PLUS finish kit to make a complete unit

Finish Kit Model No.	Description	Finish	Width	Height	In-Wall Depth	Projects	Rough-In Model No.
IC-901WH	Indoor volume control	Bright White	2-7/8"	4-3/4"	1/2" + Box	1"	Single Gang Box
IS-903BL IS-903WH	3-1/2" outdoor music speaker, two-way	Black Bright White	7-1/4"	4-3/4"	-	4-1/2"	-

## IS-905WH

Indoor two-way in-wall speaker provides first-rate music performance in an attractive package that can be wall or ceiling mounted.

- Metal grille, plastic frame with bright white paintable finish
- 35 watt continuous, 70 watt maximum power rating
- 25 ohms impedance
- 5-1/4" polypropylene long-throw woofer, 1/2" ferrofluid-cooled dome tweeter
- Frequency response (-5db): 60-21,000 Hz
- Sound pressure level 1m @1W: 89db
- Spring loaded wire connectors for quick, easy wiring



## IS-920WH/IS-921WH

Indoor two-way built-in speaker provides first class music performance in an attractive round profile for ceiling mounting. Features unique swivel tweeter that allows precise placement of high frequency audio.

- Metal grille, plastic frame with bright white paintable finish
- 70 watt continuous power rating for IS-920, 100 watt continuous power rating for IS-921
- 25 ohms impedance
- IS-920 features a 5-1/4" polypropylene woofer, 1/2" ferrofluid-cooled swivel dome tweeter
- IS-921 features a 6-1/2" polypropylene woofer, 3/4" ferrofluid-cooled swivel dome tweeter
- Frequency response (-5db): IS-920: 60-20,000 Hz, IS-921: 50-22,000 Hz
- Sound pressure level 1m @1W: IS-920: 89db, IS-921: 91db
- Spring loaded wire connectors for quick, easy wiring



#### MUSIC SPEAKER OPTIONS FOR: IM-5000, IMA-4406, IMA-3303, IMA-516 – Order rough-in PLUS finish kit to make a complete unit

Finish Kit Model No.	Description	Finish	Width	Height	In-Wall Depth	Projects	Rough-In Model No.
IS-905WH	5-1/4" indoor music speaker, two-way	Bright White	7-1/2"	11"	2-3/8"	5/16"	IR-905**/IR-906*
IS-920WH	5-1/4" round indoor speaker, two-way	Bright White	8" Dia.	-	2-9/16"	3/4"	6-5/8" Dia. Cutout
IS-921WH	6-1/2" round indoor speaker, two-way	Bright White	8-7/8" Dia.	-	2-13/16"	3/4"	7-5/8" Dia. Cutout

\* New and retrofit construction \*\* New construction only



Add security and convenience at every entry of your home.

Installing speakers at your entry doors provides the security and convenience of answering the door from the 'Master' or any remote station/remote control in your home. Many of our door speakers have a built-in door chime pushbutton, so a separate button is not required. Each door speaker includes a 3-1/2" weather resistance speaker for intercom communications. These door speakers are designed to work with NuTone® models IM-5000, IMA-4406, IMA-3303 and IMA-516.

## IA-70

In some installations, recess mounting of the door speakers is not possible. The IA-70 surface-mounting frame allows any NuTone® recess door speaker to be surface mounted. Mount to any flat surface on the wall or doorframe.



## IS-69

Recess-mount, cast metal door speaker with lighted chime pushbutton makes it easy to find in the dark. Mounts beside door.

## ISA-63

Surface-mount, molded plastic door speaker without chime pushbutton. Mounts beside door on any flat surface. Includes metal back for mounting.



## IS-70

Recess-mount, cast metal door speaker without chime pushbutton. Mounts beside door.


## ISB-64

Surface-mount, molded plastic door speaker with unlighted chime pushbutton. Mounts beside door on any flat surface. Includes metal back for mounting.



## IS-67

Recess-mount, molded plastic door speaker with lighted chime pushbutton makes it easy to find in the dark. Mounts beside door.



INTERCOM DOOR SPEAKER OPTIONS FOR: IM-5000, IMA-4406, IMA-3303, IMA-516 – Order rough-in PLUS finish kit to make a complete unit

Finish Kit Model No.	Description	Finish	Width	Height	In-Wall Depth	Projects	Rough-In Model No.
IA-70	Surface mounting frame for recessed door speakers	Black	4-7/8"	6-1/2"	-	1-11/16"	-
ISA-63	Door speaker/no pushbutton/molded/surface-mount	Dark Brown/Brass	3-3/4"	4-5/8"	Surface mount	2"	-
ISB-64	Door speaker with unlighted pushbutton/molded/surface-mount	Dark Brown/Brass	3-3/4"	4-5/8"	Surface mount	2"	-
IS-67D IS-67WH	Door speaker with lighted pushbutton/molded/recess-mount	Woodgrain/Brass White	4-7/8"	6-1/2"	2"	9/16"	IR-6
IS-69AB IS-69PB IS-69WH	Door speaker with lighted pushbutton/cast metal/recess-mount	Antique Brass Polished Brass White	4-7/8"	6-1/2"	1-3/4"	9/16"	IR-6
IS-70AB IS-70PB IS-70WH	Door speaker/no pushbutton/cast metal/recess-mount	Antique Brass Polished Brass White	4-7/8"	6-1/2"	1-3/4"	9/16"	IR-6



NuTone® intercom speakers function as both an intercom and music speaker.

Use a separate intercom speaker and intercom remote control to gain the advantage of a smaller intercom control at eye level. Place the speaker high on the wall or on the ceiling. All speakers are designed to work with any NuTone® remote control (see NuTone® models starting with ICA). Can be used with NuTone® 'Master' station models IM-5000, IMA-4406 and IMA-3303. Speakers rated at 25 ohms impedance.

## Indoor Models

### IS-76

Indoor 8" recessed round speaker is designed for ceiling mounting. Operates with remote control models IC-502WH, ICA-441WH, ICA-331WH and model IC-901WH volume control.



### ISA-78

Indoor 8" recessed rectangular speaker designed to be wall mounted. Operates with remote control models IC-502WH, ICA-441WH, ICA-331WH and model IC-901WH volume control.



### IS-82

Indoor 5" recessed round speaker is designed for ceiling mounting. Operates with remote control models IC-502WH, ICA-441WH, ICA-331WH and model IC-901WH volume control. Flush mount design requires no rough-in.



### IS-100

Entry-level indoor 6" recessed round speaker is designed for ceiling mounting. Operates with remote control models IC-502WH, ICA-441WH, ICA-331WH and model IC-901WH volume control. Flush mount design requires no rough-in.




## Outdoor Models

### ISA-77

Outdoor, weather resistant 8" surface-mount speaker is designed to be wall or overhang mounted using supplied metal bracket. Operates with remote control models IC-502LW, ICA-441WHW, ICA-331WHW. No rough-in required.

### IS-79

Outdoor, weather resistant 8" recess-mount speaker designed to be wall or overhang mounted. Operates with remote control models IC-502LW, ICA-441WHW, ICA-331WHW.



#### INTERCOM SPEAKER OPTIONS FOR: IM-5000, IMA-4406, IMA-3303 – Order rough-in PLUS finish kit to make a complete unit

Finish Kit Model No.	Description	Finish	Width	Height	In-Wall Depth	Projects	Rough-In Model No.
IS-76	8" inside speaker – round	White	12-3/4" Dia.	–	2-3/4"	1/4"	IR-70
ISA-77	8" outside speaker – surface-mount	Brown/Black	11-1/2"	11-1/2"	4-7/8"	–	–
ISA-78L ISA-78WH	8" inside speaker – rectangular	Biscuit Bright White	10-1/8"	11-3/8"	2-3/4"	3/8"	IR-80
IS-79	8" outside speaker – recess-mount	Aluminum	12-5/8"	12-5/8"	2-5/8"	1/4"	IR-9
IS-82	5" inside speaker – round	Bright White	8" Dia.	–	2-1/4"	1/4"	6-1/2" Dia. Cutout
IS-100	6" inside speaker – round	White	6-1/2" Dia.	–	1-11/16"	13/16"	4-7/8" Dia. Cutout




**Never miss a call when you add a NuTone® Chime Module option.**

Have you ever missed a guest because you were out of hearing range of your door chime? When you add a chime module to your intercom, all the remote stations and controls become your chime! This easy to add option is available on models IM-5000, IMA-4406 and IMA-3303. NuTone® offers a basic 8-note model and deluxe 10-tune musical model.

### IA-28 Chime Module

The IA-28 allows you to play chimes throughout the intercom system. Supports 3 door pushbutton locations and works with lighted or unlighted door pushbuttons. Plays 8 notes for front door, 2 notes for side door and 1 note for rear door.

Features adjustable chime volume control. Mounts in and connects to IMA-3303, IMA-4406 and IM-5000 'Master' stations. Not for use with IMA-516.



### IA-29 Chime Module

Play chimes throughout the intercom system with the IA-29. Your choice of 10 melodies for the front door, 2 notes for side door and 1 note for rear door. Supports 3 door pushbutton locations and works with lighted or unlighted door pushbuttons. Melodies include: Westminster Chimes (8 notes and 4 notes), Anniversary Waltz, Beethoven's Fifth, Dixie, Greensleeves, Happy Birthday, Jingle Bells, Joy to the World, Mazel Tov, Oh Tannenbaum, Star-Spangled Banner.

Features adjustable chime volume control. Mounts in and connects to IMA-3303, IMA-4406 and IM-5000 'Master' stations. Not for use with IMA-516.



### IA-30WH Audio Wall Plate

Interface home audio/video equipment into the NuTone® intercom system. Allows you to send CD, cassette tape, DVD, MP3 audio throughout the intercom system. White metal audio plate includes two RCA™ female connectors for connecting to your equipment. Mounts on wall behind home audio equipment. Installs and connects to the intercom using IR-30K rough-in kit.

### IR-30K Rough-in Kit

Rough-in housing kit is used to mount and connect IA-30WH wall plate. Includes plastic single gang wall box and two 50' shielded audio cables with RCA™ plugs.



**CHIME MODULE OPTIONS FOR: IM-5000, IMA-4406, IMA-3303 – Module mounts inside 'Master' station**

Finish Kit Model No.	Description	Width	Height	Location
IA-28	Chime Module (8, 2, 1 note – 3 doors)	2-3/8"	4-3/16"	Mounts inside 'Master' station
IA-29	Chime Module (10 melody, 2, 1 note – 3 doors)	2-3/8"	4-3/16"	Mounts inside 'Master' station

**INTERCOM ACCESSORIES – Order rough-in PLUS finish kit to make a complete unit**

Finish Kit Model No.	Description	Finish	Width	Height	In-Wall Depth	Projects	Rough-In Model No.
IA-30WH	Audio Wall Plate	Bright White	2-13/16"	4-9/16"	9/16"	9/16"	IR-30K



# Selective Call Intercom

...Optional music



Keep connected with the IM-5000 intercom system. It can support up to 20 remote stations and offers many advanced intercom features. An 'All Call' button allows you to call all speakers at the same time from any speaker in your home. When you want to call one room only, just enter the extension on the numeric keypad located on each remote station. This prevents disturbing the whole house. The selective call intercom is ideal for small office settings. Answering an 'All Call' or 'Selective Call' is even easier, just speak your reply without pressing a button. The intercom volume is controlled with an up/down pushbutton electronic control located on each remote station.

Taking a nap? Don't want to be disturbed? It's never a problem with the IM-5000 system. Just press the 'Private' button on the remote station in your room and all incoming calls will be blocked.

## IM-5000 Intercom System

### Easy to Operate

Answering the door is just as easy as using the intercom. When the door chime rings, simply press the buttons at any speaker and talk. Just release the button to hear the reply. Up to 3 door speakers can be used. You can even add the basic 8-note chime module or a 10-tune musical chime module option that plugs right into the system to hear the door chime at every station.

### Room Monitor

The monitor feature allows you to "keep in touch" with your family while still providing the freedom to move around the house. Especially useful for families with babies, small children or a person confined to bed. When monitoring, audio from the room being monitored is sent to all other speakers in your home. The IM-5000 remote station uses an electronic microphone to ensure the sound is precise and clear.

### Helping Hand

Although the IM-5000 does not come with a built-in tuner, you can still play music, sports and news over our system using equipment you may already own.

A built-in auxiliary audio input can be connected to any audio source like your CD player, AM/FM tuner or tape player and played through the remote stations. Auxiliary audio volume is controlled by an up/down pushbutton electronic volume control located on every remote station.

### Style Conscious

Since the IM-5000 'Master' does not contain any controls or speaker, it can easily mount away from view in a utility room, closet or basement. Remote stations and controls used throughout your home are available in several sizes and styles for both indoor and outdoor use. See pages 26-27 for more details.





# Indoor

## IM-5000 Remote Stations

Stay connected inside and out, with our full line of intercom remote stations.

The IM-5000 intercom system offers all the features you are looking for in an intercom. Talk with one room only by utilizing the 'Selective Call' intercom feature, or use the 'All Call' intercom to call all stations at the same time. Audible signal announces someone is calling. The convenient 'Hands-free' feature allows you to answer from any station without pressing a button. Simply press the talk button to speak, and release to hear reply. Communicate with up to three doors from any intercom station. A 'Listen-in' feature monitors activities in other rooms and the privacy mode prevents unwanted intercom calls. Each station includes separate electronic touch volume controls for intercom and program volume. Built-in microphone provides enhanced intercom clarity.

### IC-502WH

This indoor remote control offers the same functions as our remote stations in a smaller attractive size that takes up little wall space. Use with ceiling or wall mounted speaker models: IS-76, ISA-78, IS-82, IS-903, IS-905WH, IS-920WH and IS-921WH. (One 25 ohm speaker per control.)

### IS-515

The IS-515 indoor remote station provides all the features of the IM-5000 system. Includes built-in 5" speaker.

### IS-518WH

In larger rooms enjoy the rich, full sound of our 8" indoor remote station. Offers all the IM-5000 system features and enhanced bass sound.



Intercom Options: See p. 22 for chime modules, p. 23 for audio wall plate, p. 16-17 for music speaker options, p. 18-21 for door and intercom speakers and p. 31 for surface frame.

#### IM-5000 SYSTEM COMPONENTS – Order rough-in PLUS finish kit to make a complete unit

Finish Kit Model No.	Description	Finish	Width	Height	In-Wall Depth	Projects	Rough-In Model No.
IM-5000	*Master (20-stations – plus 3 door speakers)	Bright White	8"	12-1/2"	Surface mount	3-1/2"	-
IC-502WH	Inside remote control	Bright White	7"	4"	1"	1"	IR-91
IS-515L IS-515WH	5" inside speaker with controls	Biscuit Bright White	6-1/4"	8-1/4"	1-1/8"	1"	IR-50
IS-518WH	8" inside speaker with controls	Bright White	10-1/8"	11-1/2"	2-1/8"	13/16"	IR-80
401T	Transformer – 24VAC, 40VA	-	2-3/4"	2-1/4"	2-1/2"	-	-

NuTone® Intercom Wire is an integral part of all NuTone® Intercom Systems; such wire has been designed to enable full system performance and to minimize outside interference, dimmer noise, radio frequency interference and other reception problems. If wire other than NuTone® specified wire is used in the installation of a NuTone® Intercom, the Warranty shall not be applicable to any defect or problem relating to the use of non-NuTone® specified wire.

Installation Wire: NuTone® 3-twisted-pair/6-wire cable: 200 ft. (IW-6-200), 1000 ft. (IW-6-1000), NuTone® twisted-pair 22/2 cable: 100 ft. (IW-2-100), 500 ft. (IW-2-500), twisted-pair 18/2: (S-143-500). For installations where UL listed wire is specified, add 'UL' suffix to model number when ordering.

NuTone® products should not be installed on outside walls unless they are specifically designed for outside use.

IM-5000 \*Master station powered by a 24 volt, 40 VA transformer NuTone® model 401T.

# Outdoor

## IM-5000 Remote Stations

### IC-502LW

Hear all that's going on inside with the outdoor remote control. Its compact design takes up minimal space. Use with wall and overhang mounted speakers: ISA-77, IS-79 and IS-903. Use IR-91 rough-in. (One 25 ohm speaker per control.)

### IS-519

Don't miss a thing when you're outside. The 5" outdoor remote speaker is perfect for use on patio or deck. Use model IR-50 for non-masonry installation. Use IR-55 rough-in when mounting to stucco or brick.



Intercom Options: See p. 22 for chime modules, p. 23 for audio wall plate, p. 16-17 for music speaker options, p. 18-21 for door and intercom speakers and p. 31 for surface frame.

#### IM-5000 SYSTEM COMPONENTS – Order rough-in PLUS finish kit to make a complete unit

Finish Kit Model No.	Description	Finish	Width	Height	In-Wall Depth	Projects	Rough-In Model No.
IM-5000	*Master (20-stations – plus 3 door speakers)	Bright White	8"	12-1/2"	Surface mount	3-1/2"	-
IC-502LW	Recess-mount outdoor remote control for ISA-77 and IS-79	Biscuit	7"	4"	1"	1"	IR-91
IS-519	Recess-mount 5" outdoor speaker with controls	Biscuit	6-1/4"	8-1/4"	1-1/8"	1"	IR-50 * or IR-55 *
401T	Transformer – 24VAC, 40VA	-	2-3/4"	2-1/4"	2-1/2"	-	-

NuTone® Intercom Wire is an integral part of all NuTone® Intercom Systems; such wire has been designed to enable full system performance and to minimize outside interference, dimmer noise, radio frequency interference and other reception problems. If wire other than NuTone® specified wire is used in the installation of a NuTone® Intercom, the Warranty shall not be applicable to any defect or problem relating to the use of non-NuTone® specified wire.

Installation Wire: NuTone® 3-twisted-pair/6-wire cable: 200 ft. (IW-6-200), 1000 ft. (IW-6-1000), NuTone® twisted-pair 22/2 cable: 100 ft. (IW-2-100), 500 ft. (IW-2-500), twisted-pair 18/2: (S-143-500). For installations where UL listed wire is specified, add 'UL' suffix to model number when ordering.

\* IS-519 uses model IR-50 rough-in for non-masonry installation or model IR-55 rough-in when mounting to stucco or brick.



Versatile, "whole house" intercom for home or business... economical too!

Everything you need to set up a basic intercom system. The IMA-516 uses up to 10 remote stations plus 2 door speakers for intercom and door answering. As an added benefit, the unit can distribute music when connected to an external music source.

## IMA-516 Amplifier

This is the perfect choice for residential or small office use. It allows you to talk from any station to all other stations or answer the door from any station while response is hands-free. The 'Talk Lock' feature allows you to monitor activities in other rooms. Auxiliary program audio input allows you to connect and play audio from an external "low level" audio source to all stations. 'Master' station mounts in a utility room, closet or other out-of-the-way location and surface-mounts. No rough-in required. Can connect to an optional, external electronic chime models LA-52WH or LA-174WH. (Does not use IA-28 or IA-29 chime module.)

## ISB-53 Indoor Remote Speakers

This indoor speaker features a rotary volume control that can be turned off for privacy, a 'Push to Talk' intercom switch and an 'On-Off' door speaker switch. The 'Talk Lock' feature allows you to monitor any station.

## ISB-53LW Outdoor Remote Speaker

This weather-resistant outdoor speaker features a rotary volume control that can be turned off for privacy, a 'Talk/Listen' intercom switch, a 'On-Off' door speaker switch and a 'Talk Lock' button which allows you to monitor any station. Comes with surface-mount frame.



IS-68 optional second door speaker. Order separately if second door speaker desired. Use with either IK-15WH or IK-25WH.

## IK-15WH DoorCom

2-station door answering intercom with optional door release.

Get added security and convenience for your condo, townhouse, apartment or small office with this economical, easy-to-install intercom. Just press the talk button to talk and release to hear reply. The two-note chime sounds when caller presses pushbutton. Comes with a bright white inside speaker with volume control and automatic time out privacy feature. Brown door speaker has chime button and operates hands free; includes nameplate. In some instances, unit can use existing chime wiring. Select from optional features including second door speaker available (IS-68), door release button (PB18WHCL) and door release (DR-1 and DR-2). Inside unit measures: 5-1/4" w x 7-3/4" h, projects 1-3/4". Includes 16v transformer. Door speaker measures 4" w x 5-3/8" h, projects 1-7/8". Both units surface mount.

Installation Wire: NuTone® twisted-pair 22/2 cable 100 ft. (IW-2-100), 500 ft. (IW-2-500). For installations where UL listed wire is specified, add 'UL' suffix to model number.

## IK-25WH DoorCom

3-station door answering intercom provides second inside speaker.

Combine two inside speakers with one door speaker to expand your convenience. Indoor speakers allow you to answer the door from two locations plus talk privately between the two speakers. The two note electronic chime sounds at both inside speakers when a caller presses pushbutton at door. Respond to callers by pushing 'Door Talk' button on either inside speaker. Door speaker operates hands free. The 'Inside Talk' button lets you speak to someone at other indoor station without the door speaker transmitting for greater privacy. Includes 16v transformer. Inside speaker measures 5-1/4" w x 7-3/4" h, projects 1-3/4". Door unit measures 4" w x 5-3/8" h, projects 1-7/8". All units surface mount. Optional features include: second door speaker (IS-68), door release button (IM-25SW) and door release (DR-1 and DR-2).

Installation Wire: NuTone® 3-twisted-pair wire/6-wire cable: 200 ft. (IW-6-200), 1000 ft. (IW-6-1000), NuTone® twisted-pair 22/2 cable 100 ft. (IW-2-100L), 500 ft. (IW-2-500). For installations where UL listed wire is specified, add 'UL' suffix to model number.

## IMA-110WH

Just plug in at any location!

This 4-channel FM intercom can use up to 8 stations. The voice-activated 'Auto' key provides total 'Hands-free' operation, or choose the monitor function. Features an advanced circuit to receive the clearest reception with no drifting. Built-in circuitry reduces interference from fluorescent lights, appliances or dimmers. The rotary volume control with 'Off' setting allows you to adjust each station. You can use it wherever there's an AC outlet. Provides a 500 ft. range. And the unit's compact size (7" w x 5-3/4" d x 1-7/8" h) makes it fit just about anywhere. Unit is compatible with NuTone® model IM-110. RF frequencies are 200 KHz, 230 KHz, 260 KHz and 290 KHz. Also available IMA-110WH-2 convenient two pack.



### IMA-516 SYSTEM COMPONENTS – Order rough-in PLUS finish kit to make a complete unit

Finish Kit Model No.	Description	Finish	Width	Height	In-Wall Depth	Projects	Rough-In Model No.
IMA-516	Central amplifier – surface-mounted (transformer required, see below)	Eggshell White and Aluminum	4-5/8"	7-5/8"	-	2-3/8"	-
ISB-53LW	Surface-mount outdoor speaker with controls	Eggshell White	4-7/8"	6-3/4"	Surface mount	3"	-
ISB-53L ISB-53WH	Recess-mount inside speaker with controls	Eggshell White Bright White	4-7/8"	6-3/4"	1-1/2"	1/2"	IR-3
IA-15 IA-15WH	Surface mounting frame for ISB-53L/WH	Eggshell White Bright White	5-1/8"	7"	-	1-5/8"	-
301T	Transformer – 16VAC, 30VA	-	2-5/8"	2-3/16"	2-3/4"	-	-

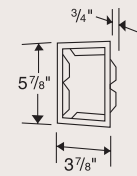
NuTone® Intercom Wire is an integral part of all NuTone® Intercom Systems: such wire has been designed to enable full system performance and to minimize outside interference, dimmer noise, radio frequency interference and other reception problems. If wire other than NuTone® specified wire is used in the installation of a NuTone® Intercom, the Warranty shall not be applicable to any defect or problem relating to the use of non-NuTone® specified wire.

Installation Wire: NuTone® 3-twisted-pair/6-wire cable: 200 ft. (IW-6-200), 1000 ft. (IW-6-1000), NuTone® twisted-pair 22/2 cable: 100 ft. (IW-2-100), 500 ft. (IW-2-500), twisted-pair 18/2: (S-143-500). For installations where UL listed wire is specified, add 'UL' suffix to model number when ordering.

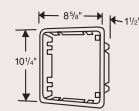
IMA-516 'Master' station powered by a 16 volt, 30 VA transformer NuTone® model 301T.



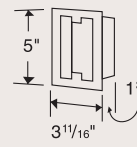
# Recess-Mounting Rough-in Frames



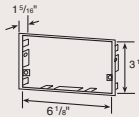
- IR-3\***
- Metal housing for ISB-53 speaker
  - Cutout: 3-7/8" w x 5-7/8" h



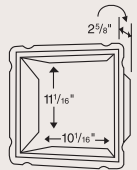
- IR-80\***
- Metal housing for ISA-78, ISA-338, ISA-448, IS-518WH series speakers
  - Cutout: 8-5/8" w x 10-1/4" h



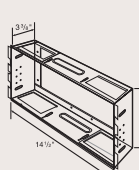
- IR-6\***
- Metal housing for IS-67, IS-69 and IS-70 series door speakers
  - Cutout: 3-11/16" w x 5" h



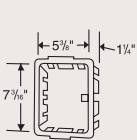
- IR-91\***
- Metal housing for ICA-331WH, ICA-441WH, IC-502WH and IC-502LW remote controls
  - Cutout: 6-1/8" w x 3-1/4" h



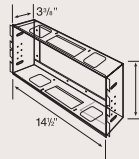
- IR-9\***
- Metal housing for IS-79 speaker
  - Cutout: 10-1/16" w x 11-1/16" h



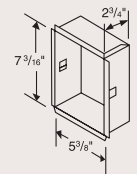
- IR-104\***
- Metal housing for IMA-3303 Voice Music Intercom
  - Cutout: 14-1/2" w x 7" h
  - Includes AM/FM antenna and two 301T transformers



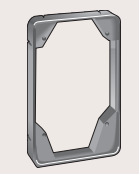
- IR-50\***
- Metal housing for ISA-319, ISA-335, ISA-419, ISA-445, IS-515 and IS-519 series speakers
  - Cutout: 5-3/8" w x 7-3/16" h



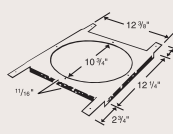
- IR-105\***
- Metal housing for IMA-4406 Voice Music Intercom
  - Cutout: 14-1/2" w x 9" h
  - Includes AM/FM antenna and two 801T transformers



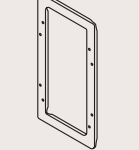
- IR-55\***
- Metal housing for ISA-319, ISA-419 and IS-519 series speakers
  - Cutout: 5-3/8" w x 7-3/16" h



- IR-905\*\***
- Plastic housing for IS-905 speaker
  - Cutout: 6-3/8" w x 9-7/8" h



- IR-70\***
- Metal housing for IS-76 round speaker
  - Cutout: 10-3/4" dia.



- IR-906\***
- Metal housing for IS-905 speaker
  - Cutout: 6-3/8" w x 9-7/8" h

## ROUGH-INS FOR: IM-5000, IMA-4406, IMA-3303 AND IMA-516 SYSTEMS

Rough-Ins	IR-3	IR-6	IR-9	IR-50	IR-55	IR-70	IR-80	IR-91	IR-104	IR-105	IR-905	IR-906
IM-5000 System												
IMA-4406 System												
IMA-3303 System												
IMA-516 System												

\* New and retrofit construction \*\* New construction only

# Update and Surface Frames

An easy way to convert your older system to a new radio-intercom.

To make replacing your system easier, NuTone® offers several "updating" frames that fit over and cover the larger opening left by the older system. Updating frames allow you to install the latest systems without needing to patch walls. Rough-ins purchased separately.



## IA-119WH

Mounts over and covers opening of older 'Master' station. Use with IMA-3303 'Master' station. Features plastic construction.

## IA-51

Allows you to adapt the opening from your older horizontal speakers to work with current ISA-335 and ISA-445 5" speakers. Surface mounts over old speaker opening. Features plastic construction.

## IA-55

Adapts older horizontal speaker areas to work with current ISA-335 and ISA-445 5" speakers. Recess mounts into old speaker opening (requires increasing the opening above and below the old speaker opening). Features plastic construction.

## IA-83

Adapt the openings from your older speakers to work with current ISA-338 and ISA-448 8" speakers. Frame recess mounts into old speaker opening. Features wood construction.

## Surface Frame

## IA-60

Converts 5" inside speakers to surface mount. Speaker frame is designed for use with the IMA-3303, IMA-4406 voice/music intercoms and the IM-5000 selective call intercom.

## UPDATE AND SURFACE FRAMES

Model No.	Used With	To Update	Finish	Width	Height	In-Wall Depth	Projects	Rough-in Model No.
IA-119WH	IMA-3303	Older 3 wire 'Master' stations except 2015/16* and 2011/12*	Bright White	17"	9-3/4"	3/16"	3/16"	IR-104
IA-51	IMA-3303, IMA-4406	5" horizontal speakers from older systems to ISA-335 or ISA-445	Bright White	9-3/8"	8-5/8"	-	2-1/4"	-
IA-55L IA-55WH	IMA-3303, IMA-4406	5" horizontal speakers from older systems to ISA-335 or ISA-445	Biscuit Bright White	9-1/2"	9"	-	3/16"	IR-50
IA-83L IA-83WH	IMA-3303, IMA-4406	Larger speakers from older systems to more compact ISA-338 or ISA-448	Biscuit Bright White	12-1/4"	13-1/2"	-	3/4"	IR-80
IA-60D IA-60L IA-60WH	Surface-mounting frame for ISA-335, ISA-445 and IS-515 series speakers		Walnut Biscuit Bright White	6-3/8"	8-1/4"	-	4" (with speaker)	-

\* Updating frames for these models are not available.

Note: No 'Master' or speaker update frame is needed to update the IM-3003 to the IMA-3303 system.



# Apartment Security

*Peace-of-mind at the  
touch of a button*



NuTone® Telephone Entry/Access Control System offers apartment tenants unparalleled safety – and convenience. With this dependable intercom system, each unit of a multiple resident building can be connected to the building's front door. The telephone entry/access control system allows residents to answer the door from the security of their own home, without having to open their door to strangers, or run down the hall to greet visitors. NuTone Telephone Entry/Access Control System opens the door to quality apartment living.

## AD-500 Entry System

### *The Features of Convenience*

This easy-to-use system offers a telephone-based directory panel that mounts in the entryway outside of the secured-access door of a multiple unit residence. Visitors simply look up a resident's name on the backlit LCD display and enter the corresponding apartment code into the lighted, 12-digit keypad. Residents receive a call through their regular touchtone™ phone. No extra wiring needed. From the safety of the tenant's home, they can talk to the visitor and even allow access through the security door by using the keypad on their touchtone™ telephone handset. Each resident's privacy is protected, because actual telephone numbers and apartment numbers are never displayed.

Residents receive the added convenience of not needing their keys to get in the building. By entering an access code into the lobby's directory keypad, they can gain access through the building's main door.

Easy to install, the system simply needs a power connection, phone line and an electric door release/power supply to provide unparalleled security.

Apartment living has never been safer or more convenient.



AD-500 shown installed  
in the IRAD-500 trim ring



## Telephone Entry and Access Control System

Housed in a locked, rugged stainless steel faced enclosure, the AD-500 Telephone Entry/Access Control System features a side-lit 12-key telephone style keypad with bright, easy-to-read graphics. The backlit two-line directory presents a programmable welcome message and a built-in microphone and speaker. Answering the door is as simple as picking up a telephone.

- Rugged 16-gauge brushed stainless steel front panel
- Backlit, two-line directory features a programmable welcome message
- Easy-to-use, built-in, scroll-through directory
- Bright, easy-to-read, 12-key telephone style keypad
- Built-in microphone and speaker
- Two relay output channels can be programmed to control entry-way door locks or barrier gates
- System boasts a 250 resident capacity, while allowing access using up to 500 distinct entry codes

### Operation is Easy

The unit's memory is programmed with each resident's name and directory code. Visitors use the keypad to scroll through for the desired resident. Upon entry of the directory code, the system dials the resident's phone number to establish contact. The resident may grant or deny access by pressing a number on their touchtone™ telephone keypad. For tenant access, they simply enter their access code on the AD-500 keypad.

### Convenient Programming Options

Two relay output channels are programmed to control electric door strikes or magnetic locks.

Programming of the system is made convenient using any of these methods:

- Local programming through the keypad
- Remote programming using a touchtone™ phone
- Remote programming using a computer with dial up modem and internet web browser

*Programming navigation is simple and intuitive.*

The AD-500 Telephone Entry/Access Control System is designed for surface mounting, or order the IRAD-500 Trim Ring Rough-In (sold separately) to recess mount the AD-500 system.



AD-500 shown installed in a IRAD-500 trim ring



### DR-1 Door Release

NuTone's® electric 'Wood Door Frame' door release is available in your choice of finishes: Brass Anodized (DR-1BA) or Silver Anodized (DR-1SA). Fits into door frames as shallow as 1-9/16" or faceplate 1-1/4" w x 5-7/8" h.

### DR-2-SA Door Release

This electric 'Metal Door Frame' door release comes in a Silver Anodized finish. The faceplate measures 1-1/4" w x 4-7/8" h. Fits into hollow door frames as deep as 1-5/8".

Note: In new construction with metal doors, order door equipped with proper electrical release to match door lockset from door supplier.



NUTONE INTERCOM APARTMENT SECURITY COMPONENTS						
Model No.	Description	Finish	Width	Height	Depth	Projects
AD-500	Telephone entry & access control system	Stainless Steel	10-3/4"	12-5/8"	3-1/2"	5/8"
IRAD-500	Rough-in telephone entry trim ring	Stainless Steel	14-3/4"	12-3/4"	2-7/8"	
301T	Transformer – 16v-AC, 30VA	-	2-5/8"	2-3/16"	Surface mount	2-3/4"
DR-1**	Electric door-release (for wood frames)	Brass or Silver Anodized	1-1/4"	5-7/8"	1-9/16"	-
DR-2-SA	Electric door-release (for metal frames)	Silver Anodized	1-1/4"	4-7/8"	1-5/8"	-

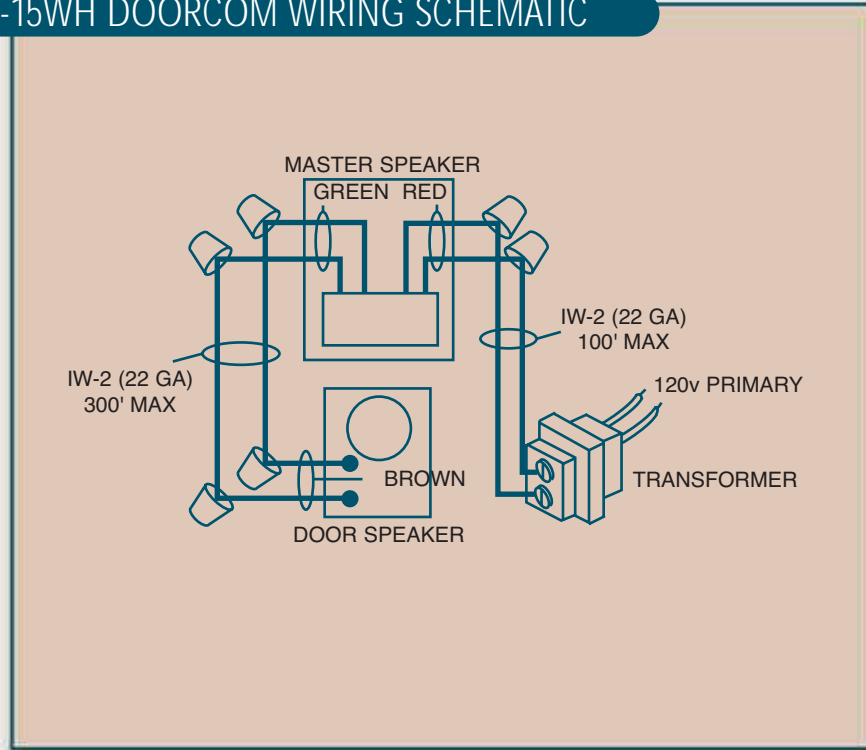
Installation Wire: NuTone® twisted-pair 18/2 cable: 500 ft. (S-143-500). For installations where UL listed wire is specified, add 'UL' suffix to model number when ordering. \*\* Add suffix to specify finish – 'BA' (Brass) or 'SA' (Silver).



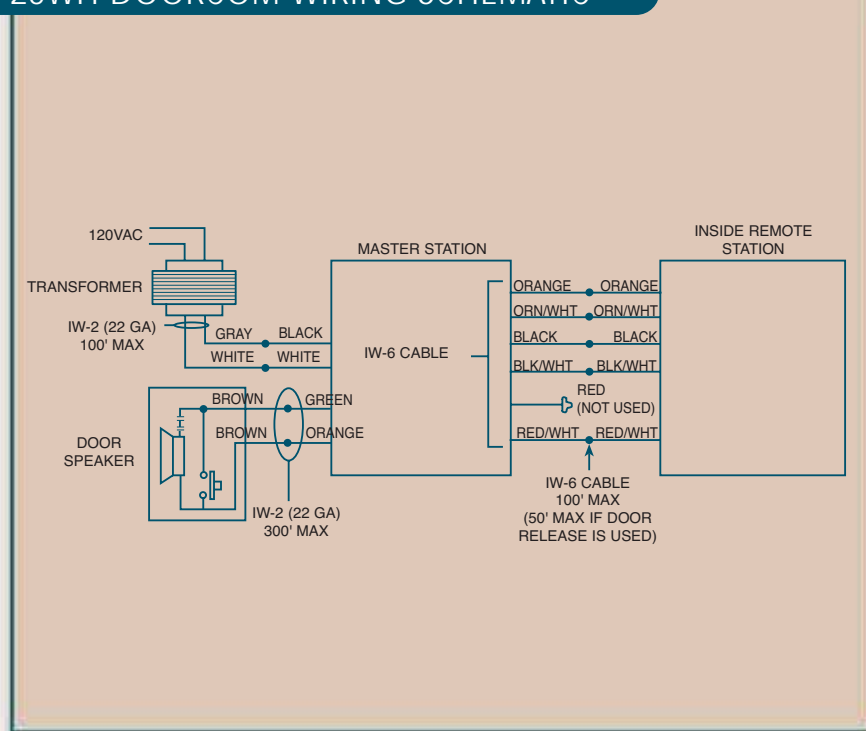




## IK-15WH DOORCOM WIRING SCHEMATIC



## IK-25WH DOORCOM WIRING SCHEMATIC



## Radio Intercoms and Intercoms

Model	Page	Model	Page	Model	Page
IA-15	28	IR-9	30	IS-519	27
IA-28	22	IR-30K	23	IS-903	16
IA-29	22	IR-50	30	IS-905WH	17
IA-30WH	23	IR-55	30	IS-920WH	17
IA-51	31	IR-70	30	IS-921WH	17
IA-55	31	IR-80	30	ISA-63	18
IA-60	31	IR-91	30	ISA-77	21
IA-70	18	IR-104	30	ISA-78	20
IA-83	31	IR-104K	14 - 15	ISB-53	28
IA-119WH	31	IR-105	30	ISB-53LW	28
IAA-440	9 - 11	IR-905	30	ISB-64	18
ICA-331WH	14	IR-906	30	IW-2	11, 14 - 15, 26 - 29
ICA-331WHW	15	IS-67	18	IW-6	11, 26 - 29
ICA-441WH	10	IS-68	29	IWA-3	14 - 15
ICA-441WHW	11	IS-69	19	PB18WHCL	29
IC-502LW	27	IS-70	19	S-143	11, 15, 26 - 28
IC-502WH	26	IS-76	20	VRC4R	6 - 7
IC-901WH	16	IS-79	21	VRM4R	6
IK-15WH	29	IS-82	20	VSA4S	6
IK-25WH	29	IS-100	20	VSM4RK	6
IMA-110WH	29	ISA-319	15	VSM4SK	6
IMA-110WH-2	29	ISA-335	14	VSC4R	6 - 7
IM-25SW	29	ISA-338	14	VSC4S	6 - 7
IMA-3303	12 - 15	ISA-339WH	15	VSUC4RK	6
IMA-3303WHK	14 - 15	ISA-419	11	VSUC4SK	6
IMA-4406	8 - 11	ISA-445	10	301T	28
IM-5000	24 - 27	ISA-448	10	401T	26 - 27
IMA-516	28	ISA-449WH	11		
IR-3	30	IS-515	26		
IR-6	30	IS-518WH	26		

## Apartment Security

Model	Page	Model	Page	Model	Page
AD-500	32 - 35	DR-2-SA	35	S-143	35
DR-1	35	IRAD-500	33 - 35	301T	35